



2017

**FORT WAYNE KOMET HOCKEY CLUB
MEDIA GUIDE & RECORD BOOK**





Fort Wayne Komet Hockey

65 Seasons of Excellence since 1952.
4 straight unbelievable ECHL Seasons.

NORTH AMERICA'S PREMIER AA MINOR LEAGUE HOCKEY FRANCHISE



AVERAGE ATTENDANCE

7,568 FANS

PER GAME

2016-17 REGULAR SEASON HOME ATTENDANCE



W L OTL
28-7-1



2016-17 REGULAR SEASON HOME RECORD WELCOME TO THE JUNGLE!



**ONLY TEAM IN ECHL
TO ADVANCE TO 2ND
ROUND OF KELLY CUP
PLAYOFFS EACH OF THE
LAST FOUR SEASONS.**

FOUR STRAIGHT SEASONS OF ON-ICE SUCCESS



1.2 MILLION+ FANS

**THE KOMETS ARE REGULARLY AMONG THE LEADERS IN ALL OF
MINOR LEAGUE SPORTS IN AVERAGE AND TOTAL ATTENDANCE.**

KOMETS HAVE DRAWN MORE THAN 1.2 MILLION FANS OVER THOSE SAME 4 SEASONS.



FORT WAYNE KOMETS

EST. 1952

**OFFICIAL GUIDE AND RECORD BOOK
2017**

Fort Wayne Komet Hockey Club
1010 Memorial Way
Fort Wayne, Indiana 46805
www.Komets.com



TABLE OF CONTENTS	Page
Directory, Fort Wayne Komets	4
ECHL Directory	5
Welcome From ECHL Commissioner	6
ECHL Map/Mileage Chart	6
Directory, Fort Wayne Area Media	7
Komet History	8
Komet History -- Blrth Of Komet Hockey	9
Komet History -- What's In A Name	10
Komet History -- First Finals Berth	11
Komet History -- Komet Originals, Eddie Long	12
Komet History-- Komet Originals, George Drysdale	13
Komet History -- 50-Goal Scorers	14
Komet History -- Tribute, In memory of Bob Chase	15
Mad Anthony's, Komet owners Red Coats recipients	16
Bio, Stephen Franke	17
Bio, Michael Franke	18
Bio, David Franke	18
Bio, Scott Sproat	19
Bio, Chuck Bailey	19
Bio, Shane Albahrani, Broadcaster	20
Bio, Gary Graham, Head Coach	22
Bio, Ben Boudreau, Assistant Coach	23
2017-18 Season Opening Roster	24
2017-18 Players Bios	25-36
2016-17 Season Review	37
2016-17 Final Standings	37
2016-17 Regular Season teamstats	38
2017-18 Game Summaries	39

All Time Records -- REGULAR SEASON	40
Season-By-Season Records	40
Home and Road Records	41
Head Coaching Records, Season-By-Season	42
Opening Game Records, Season Openers	43
Opening Game Records, Home Openers	44
Traditional Holiday Games	45
Thanksgiving Day Games	45
New Year's Eve Games	46
Team-Vs-Team, Active Teams Records	47
Regular Season Championships	47
Playoff Championships	47
Attendance records, regular season, playoffs	47
Most Home Wins in a Season	47
Top 16 Longest Overtime Games	48
Komets 0-0 Games (after regulation time)	48
Komets Morning Games Record	48
Top Point Leaders	49
50-Goal Scorers	49
Goaltender Best Goals-Against Averages	49
100+ Point Seasons, Individuals	49
Most Career Games Played	49
Komets TEAM Regular Season Records	50
Komets PLAYER Regular Season Records	51
Komets GOALTENDER Reg Season Records	51
All Time Records -- PLAYOFFS	52
Komets TEAM Playoff Records	52
Komets PLAYER Playoff Records	52
Komets GOALTENDER Playoff Records	53
Top 10 Playoff Scoring Leaders	53
Game 7's, Komets All Time Record	53
Playoff History -- GAME-BY-GAME	54-69
Komets Playoff Totals	70
Honors, Awards	71-78
2016-17 End-of-Season Team Player Awards	71
End of Season Awards, various years	72-74
Names On The Cups	78
Komet Hall Of Fame	79
Retired Numbers (Numbers and player bios)	80-86
Komets Jersey Auctions	87
2017-18 Komets Home/Away Schedule	88

2017 Fort Wayne Komets Official Guide & Record Book (2017-18 Season)
 Editor: Chuck Bailey
 Special thanks to Blake Sebring, Don Tanner, George Drysdale, Norm Waslawski,
 Len Thomson, Eddie Long.
 All rights reserved, 2017.
 Fort Wayne Komet Hockey Club, member ECHL.
 The use of any part of this publication in any form or by any means- electronic,
 mechanical, photocopying, recording or otherwise - without the express written
 consent of the Fort Wayne Komet Hockey Club is prohibited.

ACCURACY REMAINS TOP PRIORITY OF THE FORT WAYNE KOMET HOCKEY CLUB.

The Fort Wayne Komet Hockey Club appreciates comments and clarification from all users. Please direct these to Chuck Bailey, Director of Communications, Fort Wayne Komets, 1010 Memorial Way, Fort Wayne, Indiana, 46805, 260-483-0011, komets@komets.com.



FORT WAYNE KOMET HOCKEY CLUB DIRECTORY

1010 Memorial Way, Suite 100, Fort Wayne, Indiana 46805
 Tel: 260-483-0011 • Fax: 260-483-3899 • PR Fax: 260-483-6307
 Email: komets@komets.com • PR Email: chuck@komets.com • www.komets.com
 twitter: @FWKometts • Facebook.com/FWKometts

Business Operations

Stephen Franke	Chief Executive Officer
Michael Franke	Governor/President
David Franke	VP/GM/Director of Hockey Operations
Scott Sproat	Executive Vice President, Sales and Marketing (scott@komets.com)
Chuck Bailey	Director of Communications (chuck@komets.com)
Stephan Franke	Director of Financial Development
Nancy Halaburda	Business Manager
Tammy Steinforth	Corporate Secretary/Group Sales (tammy@komets.com)
Jody Grantham	Secretary/Group Sales (jody@komets.com)
Josh Testin	Director of Sales & Marketing (josh@komets.com)
Aubrey Bryan	Director of Community Relations/Client Services (aubrey@komets.com)
Mitch Meinholz	Ticket Sales Advisor (mitch@komets.com)
Rick Bireley	Merchandise Manager (rick@komets.com)
Shane Albahrani	Broadcaster, Corporate Sales Executive

Hockey Operations

Gary Graham	Head Coach/Director of Player Personnel
Ben Boudreau	Assistant Coach
Jamie Schaafsma	Player/Assistant Coach
Matt Willett	Athletic Trainer, ATC
Joe Franke	Equipment Manager
Aaron Franke	Equipment Manager
Ed Kos	Team Attorney
Doug Fasick	Supervisor of Off-Ice Officials
Riley Albahrani	Videographer
Otto Boschet	Videographer (backup)
Larry Schmitt	PA Announcer

Affiliations

NHL: Arizona Coyotes
 AHL: Tucson Roadrunners

Home Arena

Allen County War Memorial Coliseum
 260-482-9502
 4000 Parnell Avenue
 Fort Wayne, Indiana 46805
 Seating Capacity: 10,480
 Rink Dimensions: 85' X 200'
 Ticket Office Phone: 260-483-1111
 www.memorialcoliseum.com

Press Box Phones

PR: 260-480-3785
 Coliseum Main: 260-482-9502, ext 252
 Visitors Broadcast: 260-480-3789

Radio Stations

WOWO Radio AM 1190, FM 107.5 • 260-447-6397

Internet Gamecast

www.komets.com

Play-By-Play

Shane Albahrani

Team Colors

Orange, Black, White

Team Established

1952

Host Hotel

The Holiday Inn/IPFW-Coliseum
 4111 Paul Shaffer Drive
 Fort Wayne, Indiana 46805
 Contact: Courtney Pippin (courtney.pippin@focushotels.com)
 260-579-9135
 Fax: 260-579-9130

ECHL DIRECTORY



- ECHL**
116 Village Blvd.
Suite 230
Princeton, NJ 08540
Phone: 609-452-0770
Fax: 609-452-7147
Commissioner: Brian McKenna
Dir. of Communications: Joe Babik
www.echl.com
- Florida Everblades**
11000 Everblades Parkway
Estero, FL 33928
Phone: 239-948-7825
Fax: 239-948-9299
Website: FloridaEverblades.com
President: Craig Brush
Coach: Brad Ralph
PR: Alex Reed
- Kansas City Mavericks**
19100 E. Valley View Parkway
Independence, MO 64055
Phone: 816-252-7825
Fax: 816-886-5941
Website: KCMavericks.com
President: Brent Thiessen
Coach: John-Scott Dickson
PR: Brandon Weiss
- South Carolina Stingrays**
3300 W. Montague Ave, Ste A-200
North Charleston, SC 29418
Phone: 843-744-2248
Fax: 843-744-2898
Website: StingraysHockey.com
President: Rob Concannon
Coach: Ryan Warsofsky
PR: Jared Shafran
- Adirondack Thunder**
1 Civic Center Plaza
Glens Falls, NY 12801
Phone: 518-480-3355
Fax: 518-480-3356
Website: ECHLThunder.com
President: Jeff Mead
Coach: Cail MacLean
PR: Zach Dooley
- Fort Wayne Komets**
1010 Memorial Way
Fort Wayne, IN 46805
Phone: 260-483-0011
Fax: 260-483-3899
PR Fax: 260-483-6307
Website: Komets.com
President: Michael Franke
GM: David Franke
Coach: Gary Graham
PR: Chuck Bailey
- Manchester Monarchs**
66 Hanover Street, Suite 200
Manchester, NH 03101
Phone: 603-626-7825
Fax: 603-626-7022
Website: ManchesterMonarchs.com
CEO: Brian Cheek
Coach: Richard Seeley
PR: Matt Johnson
- Toledo Walleye**
406 Washington Street
Toledo, OH 43604
Phone: 419-725-9255
Fax: 419-725-4368
Website: ToledoWalleye.com
President: Joe Napoli
Coach: Dan Watson
PR: Andi Roman, Matt Melzak
- Allen Americans**
200 E. Stacy Road, Suite 1350
Allen, Texas 75002
Phone: 972-912-1000
Fax: 972-912-1000
Website: AllenAmericans.com
Vice President: Mike Martin
Coach: Steve Martinson
PR: Tommy Daniels
- Greenville Swamp Rabbits**
650 N. Academy Street
Greenville, SC 29601
Phone: 864-250-4868
Fax: 864-250-4793
Website: SwampRabbits.com
Vice President: Chris Lewis
Coach: Brian Gratz
PR: Brian Tosti
- Norfolk Admirals**
201 East Brambleton Avenue
Norfolk, VA 23510
Phone: 757-640-1212
Fax: 757-622-0552
Website: NorfolkAdmirals.com
President: Mike Santos
Coach: Robbie Ftorek
PR: Isaac Berkly
- Tulsa Oilers**
9128 E. 46th Street
Tulsa, OK 74145
Phone: 918-632-7825
Fax: 918-632-0006
Website: TulsaOilers.com
GM: Taylor Hall
Coach: Rob Murray
PR: John Peterson
- Atlanta Gladiators**
6400 Sugarloaf Parkway, Suite 200
Duluth, GA 30095
Phone: 770-497-5100
Fax: 770-497-5101
Website: AtlantaGladiators.com
Vice President/GM: Joe Gelderman
Coach: Andy Brandt
PR: Christi Johnson
- Idaho Steelheads**
251 South Capitol Boulevard
Boise, ID 83702
Phone: 208-383-0080
Fax: 208-383-0194
Website: IdahoSteelheads.com
President: Eric Trapp
Coach: Neil Graham
PR: Brian McCormack
- Orlando Solar Bears**
2200 Lucien Way, Suite 400
Maitland, FL 32751
Phone: 407-951-8200
Fax: 321-972-1924
Website: OrlandoSolarBearsHockey.com
President: Chris Heller
Coach: Drake Berehowsky
PR: Jesse Liebman
- Utah Grizzlies**
3200 South Decker Lake Drive
West Valley City, UT 84119
Phone: 801-988-8000
Fax: 801-988-7000
Website: UtahGrizzlies.com
CEO: Kevin Bruder
Coach: Tim Branham
PR: Adrian Denny
- Brampton Beast**
7575 Kennedy Road South
Brampton, ON L6W4T2
Phone: 905-564-1684
Fax: 905-564-4881
Website: BramptonBeast.com
President: Cary Kaplan
Coach: Colin Chaulk
PR: Chris Ballard
- Indy Fuel**
1202 East 38th Street
Indianapolis, IN 46205
Phone: 317-925-3835
Fax: 317-925-3850
Website: IndyFuelHockey.com
President: Sean Hallett
Coach: Bernie John
PR: Brent Hollerud
- Quad City Mallards**
1201 River Drive
Moline, IL 61265
Phone: 309-277-1364
Fax: 309-277-1362
Website: MyQCMallards.net
President: Bob McNamara
Coach: Phil Axtell
PR: Brian Lavelle
- Wheeling Nailers**
1100 Main Street, 3rd Floor
Wheeling, WV 26003
Phone: 304-234-4625
Fax: 304-233-4846
Website: WheelingNailers.com
Governor: Don Rigby
Coach: Jeff Christian
PR: D.J. Abisalih
- Cincinnati Cyclones**
100 Broadway
Cincinnati, OH 45202
Phone: 513-421-4111
Fax: 513-333-3040
Website: CyclonesHockey.com
President: Ray Harris
Coach: Matt Macdonald
PR: Everett Fitzhugh
- Jacksonville IceMen**
4130 Salisbury Road, Ste 1340
Jacksonville, FL 32216
Phone: 904-602-7825
Website: JacksonvilleIceMen.com
President: Bob Ohrablo
Coach: Jason Christie
PR:
- Wichita Thunder**
505 W. Maple, Suite 100
Wichita, KS 67213
Phone: 316-264-4625
Fax: 316-264-3037
Website: WichitaThunder.com
GM: Joel T. Lomurno
Coach: Malcolm Cameron
PR: Jason Mals
- Colorado Eagles**
1625 Pelican Lakes Point, Suite 100
Windsor, CO 80550
Phone: 970-686-7468
Fax: 970-674-9549
Website: ColoradoEagles.com
President/GM: Chris Stewart
Coach: Aaron Schneekloth
PR: Kevin McGlue
- Kalamazoo Wings**
3600 Vanrick Drive
Kalamazoo, MI 49001
Phone: 269-345-1125
Fax: 269-345-6584
Website: KWings.com
Governor: Michael Oswald
Coach: Nick Bootland
PR: Joe Roberts
- Rapid City Rush**
444 Mount Rushmore Road N.
Rapid City, SD 57701
Phone: 605-716-7825
Fax: 605-716-6100
Website: RapidCityRush.com
General Manager: TBD
Coach: Daniel Tetrault
PR: Mark Binetti
- Worcester Railers**
50 Foster Street
Worcester, MA 01608
Phone: 855-472-4537
Website: RailersHC.com
President: Mike Myers
Coach: Jamie Russel
PR: Eric Lindquist

(Continued next page)

ECHL DIRECTORY (Continued)

WELCOME FROM ECHL COMMISSIONER



Dear ECHL Fans,

I am pleased to officially welcome you to the 30th season of ECHL hockey. We are very proud of the history and heritage that has developed over the past 29 years, Our 30th Anniversary gives us an opportunity to reflect on the past but also celebrate the future. We have many events planned for this year-long celebration.



During the 2016-17 season, the ECHL welcomed over 4.1 million fans, and surpassed the 4,000 mark in average attendance for the 12th consecutive season and the 25th time in the last 27 years. Once again, our Teams made an impact in their local communities as well, donating over \$3.8 million to charitable and non-profit organizations during the 2016-17 season, bringing the total amount donated in the last six years to more than \$23 million.

In addition to providing affordable family entertainment to more than 99 million fans since it began, ECHL teams have become an important part of their communities by donating more than \$45 million and countless hours to charity over the past decade.

We congratulate the Colorado Eagles, who captured their first Kelly Cup championship in 2017, defeating the South Carolina Stingrays in four games in the Kelly Cup Finals.

The ECHL has become an integral part of the professional hockey player development process as 623 players have gone on to play in the NHL after the ECHL including 24 who made their NHL debut in 2016-17. In addition to these players, countless officials, coaches and front office staff have moved on to the AHL and NHL. For the 2017-18 season, 12 of the 30 AHL head coaches and over 30 coaches on NHL staffs have ECHL ties. Approximately one-third of the current on-ice officials in the NHL spent time developing their skills in the ECHL.

The ECHL has been represented on the last 17 Stanley Cup champions including in 2017 with Pittsburgh Penguins' players Josh Archibald, Tom Kuhnhackl, Carter Rowney and Mark Streit, Goalie Development Coach Mike Buckley, Vice President of Hockey Operations Jason Karmanos, Director of Pro Scouting Derek Clancey, Amateur Scouts Ryan Bowness and Warren Young, Head Athletic Trainer Chris Stewart and Head Equipment Manager Dana Heinze. The ECHL has affiliations with 26 of the 30 teams in the NHL in 2017-18, marking the 21st consecutive year for affiliations with at least 20 teams in the NHL. For the 28th season in a row, the ECHL was represented on the AHL Calder Cup champion Grand Rapids Griffins.

Thank you on behalf of the ECHL and its teams for your continued support and we hope that you and your family enjoy following your favorite team through what promises to be a fantastic 30th season of ECHL hockey.

Sincerely,

Brian McKenna
ECHL Commissioner



2017-18 ECHL Mileage Chart

ADK	ALN	ATL	BRM	CIN	COL	FLA	FW	GRN	IDH	IND	JVL	KAL	KC	MAN	NOR	ORL	OC	RC	REA	SC	TOL	TUL	UTA	WHL	WIC	WOR	
Audrondack	1652	1029	393	730	1808	1454	690	913	2510	795	1121	690	1264	154	550	1263	979	1740	298	940	601	1433	2215	565	1472	180	
Allen	1852	828	828	1344	923	824	973	945	1586	851	1011	1016	473	1786	1357	1099	790	1059	1432	1089	1071	230	1238	1154	361	1718	
Atlanta	1029	828	950	476	1225	615	630	120	2189	553	370	784	800	1104	540	461	798	1521	753	320	677	810	1894	655	932	1022	
Brampton	393	1344	950	476	1478	1468	375	848	2179	490	1134	351	968	575	861	1278	650	1419	398	953	271	1135	1884	366	1152	506	
Cincinnati	730	923	476	476	1219	1054	199	417	1950	115	797	299	577	899	606	899	415	1198	530	614	203	752	1654	231	783	845	
Colorado	1808	824	1225	1478	1219	2040	1135	1547	785	1131	1789	1117	658	1990	1802	1882	831	347	1696	1744	1216	733	490	1407	561	1921	
Florida	1454	1254	615	1468	1054	2040	1249	702	2768	1130	312	1359	1377	1508	945	215	1375	2098	1204	583	1252	1341	2472	1159	1516	1426	
Fort Wayne	690	973	630	375	199	1135	1249	1135	1837	120	981	115	597	773	744	1053	306	1075	582	767	106	763	1542	290	803	805	
Greenville	913	945	120	848	417	1547	571	2269	529	389	681	681	884	988	424	529	829	1608	637	194	473	928	1655	371	1016	905	
Idaho	2510	1586	2179	1950	785	2768	1837	2289	1812	2515	1824	1824	1383	2692	2527	2600	1533	968	2398	2470	1921	1495	345	2142	1324	2623	
Indy	795	851	553	490	115	1131	1130	120	529	1812	886	231	476	965	719	983	302	1085	500	726	214	642	1517	301	862	911	
Jacksonville	1121	1011	370	1134	797	1789	312	981	389	2615	896	1094	1133	1177	613	141	1130	1851	860	239	951	1130	2220	824	1305	1106	
Kalamazoo	690	1016	764	351	299	1117	1359	115	1824	231	1094	613	924	795	1183	292	1061	625	910	154	154	807	1528	354	824	856	
Kansas City	1264	473	800	968	577	658	1377	597	1383	476	1133	613	1434	1434	1063	367	1022	1069	1081	696	264	1091	771	207	1380		
Manchester	154	1786	1104	575	899	1990	1508	873	968	2892	965	1177	924	1434	603	316	1161	1923	373	993	783	1602	2397	658	1641	72	
Norfolk	550	1357	540	661	606	1802	945	744	2627	719	613	795	1146	603	754	1021	1794	301	1804	431	654	1308	2332	461	1354	536	
Olando	1263	1099	461	1278	899	1882	215	1053	529	2600	983	141	1183	1223	316	1221	1944	1001	1001	379	1100	1187	2315	964	1382	1255	
Quad City	979	790	798	650	415	831	1375	306	829	1533	302	1130	367	1161	1021	1221	1944	785	1632	686	1026	391	581	1238	604	963	1092
Rapid City	1740	1059	1521	1419	1198	347	2098	1075	1606	968	1085	1061	1061	1061	1061	1061	1061	1061	1061	1061	1061	1061	1061	1061	1061	1061	
Reading	298	1432	753	398	530	1686	1204	582	637	2398	600	625	1069	373	301	1001	863	1632	686	483	1235	2102	301	1275	310		
South Carolina	940	1089	320	953	614	1744	583	767	194	2470	726	239	910	1081	983	431	379	1026	1802	886	814	1072	2174	641	1248	933	
Toledo	601	1071	677	271	203	1216	1252	106	473	1921	214	951	154	896	783	654	1100	391	1160	814	861	1626	213	901	716		
Tulsa	1433	230	810	1135	752	733	1341	763	928	1495	642	1130	807	264	1308	1187	581	872	1235	1072	861	1200	937	175	1547		
Utah	2215	1238	1894	1654	480	2472	1542	1655	345	1517	2220	1528	1091	2307	2322	2315	1238	673	2102	174	1626	1200	1847	1028	2328		
Whittling	565	1154	655	366	231	1407	1159	290	371	2142	301	824	354	771	658	461	984	604	1386	301	641	213	937	1847	977		
Wichita	1472	361	932	1182	783	561	1516	803	1016	1324	662	1305	824	207	1641	1362	963	700	1275	1248	901	175	1028	977	1587		
Worcester	180	1718	1022	506	845	1921	1426	805	905	2623	911	1106	856	1380	72	536	1255	1092	1862	310	933	716	1547	2328	591		

FORT WAYNE AREA MEDIA DIRECTORY

NEWSPAPERS

Name Fort Wayne Journal Gazette (morning)
Address 600 W. Main Street
City/State/ZIP Fort Wayne, IN 46802
Phone (260) 461-8429 (Sports), 461-8260, 461-8224
Fax (260) 461-8648
Web Site www.journalgazette.net
Sports Editor Mark Jaworski, mjaworski@jg.net
Beat Writer Justin Cohn, jcohn@jg.net

Name Fort Wayne News Sentinel (afternoon)
Address 600 W. Main Street
City/State/ZIP Fort Wayne, IN 46802
Phone (260) 461-8497 (Sports)
Fax (260) 461-8696
Web Site www.news-sentinel.com
Sports Editor Matt Pallister, mpallister@news-sentinel.com
Beat Writer Blake Sebring, bsebring@news-sentinel.com

TELEVISION

Name WPTA TV ABC 21
WISE TV NBC 33
Address 3401 Butler Road
City/State/ZIP Fort Wayne, IN 46808
Phone (260) 483-0814
Fax (260) 484-8240
Web Site www.21alive.com
www.21alive.com/nbc33
Sports Director Zach Groth (ABC 21)
 (260) 483-8111
zgroth@21alive.com
 Dean Pantazi (ABC 21)
deanp@indianasnewscenter.com
 Adam Shear (NBC 33)
 (317) 529-2229
ashear@nbc33.com

Name WANE TV 15/ CBS
Address 2915 West State Blvd.
City/State/ZIP Fort Wayne, IN 46808
Phone (260) 481-1515 (General Office)
 (260) 481-1555 (Sports)
Fax (260) 481-1429
Web Site www.wane.com
Sports Director Glenn Marini
 (260) 481-1556
glenn.marini@wane.com
 Andy McDonnell
 (260) 481-1557
andy.mcdonnell@wane.com
jessica.starbard@wane.com

Name WFFT TV 55 Fox
Address 3707 Hillegas Road
City/State/ZIP Fort Wayne, IN 46808
Phone (260) 471-5555
Fax (260) 484-4331
Web Site www.wfft.com
Sports Director Justin Prince
jprince@wfft.com
 (716)-517-0776

RADIO

Name **FEDERATED MEDIA**
WOWO Radio AM 1190, FM 107.5, 97.3 HD-2
WBVR FM 98.9
K105 FM
WMEE FM 97.3
WKJG/ESPN Radio AM 1380, FM 100.9
WFGA/ESPN Radio FM 106.7

Address 2915 Maples Road
City/State/ZIP Fort Wayne, IN 46816
Phone (260) 447-5511
Newsroom (260) 447-6397
WOWO Studio Ph (260) 447-1190
K105 Studio Ph (260) 447-5105
Fax (260) 447-7546
Web Site www.wowo.com
WOWO Ops Mger Mike Ragozino

Name **ADAMS RADIO GROUP**
W245CA B 96.9
WGL AM 1250
WLYV AM 1450, 103.3 FM
WBTU US 93.3
WXKE FM 96.3 XKE
WJFX FM 107.9
WWFW FM 103.9

Address 2000 Lower Huntington Road
City/State/ZIP Fort Wayne, IN 46819
Phone (260) 747-1511
Fax (260) 747-3999
PD- WXKE, WGL, WLYV J.J. Fabini
jjfabini@argfw.com

Name **SARKES TARZIAN, INC.**
WAJI Majic 95.1 FM
WLDE FM Fun 101.7
ALT 99.5 FM

Address 347 W. Berry Street, Suite 600
City/State/ZIP Fort Wayne, IN 46802
Phone (260) 423-3676
Studio Phone (260) 426-5343 (WLDE)
Fax (260) 422-5266
Web Sites www.majic951.com
www.fun1017fm.com
www.alt995.com

General Manager Lee Tobin
ltobin@stfortwayne.com

KOMET HISTORY

**The History of the
FORT WAYNE KOMET HOCKEY CLUB
Est. 1952**

Ernie Berg started it 65 years ago this season. He was the one that began thinking about hockey in Fort Wayne, Indiana. But it was after the city announced plans of building the Allen County War Memorial Coliseum. Berg took a trip to Toledo one night to watch an IHL game. That was all it took. Berg came home full of enthusiasm.



October, 1952, a new game in town. The Komets put on a clinic scrimmage preview game for fans before opening the first season of Komets Hockey.

With the thought of Fort Wayne building a beautiful new big building, Berg couldn't help but envision it filled with people for a hockey game. It was a dream. A dream later to become reality. The dream came true with the dropping of the first puck at the start of the 1952-53 International Hockey League season.

Many have wondered about Komets being spelled with a "K". Berg did it. He wanted to have a name that suggested speed, flash, excitement. And he spelled it with a "K" instead of a "C" after his wife. Her name was Kathryn but she always went by Kay.

Berg became the team's General Manager and put together a talented hockey team. That first team was a real crowd pleaser, if not an artistic success. He got guys who were tough and aggressive. And the Fort Wayne fans liked that.

It wasn't until the sixth game when the franchise picked up its first victory. It came on a Tuesday night before a crowd of 6,381. The "K's" won 6-5 over the Grand Rapids Rockets.

The fans liked the hard-hitting Komets, too. They soon began to fill the coliseum regularly on weekend nights and came close to filling it on week nights. From then on the fans have been supporting their Fort Wayne Komets.

With 65 years of Komets hockey in the history books, there have been many high and low moments. The lowest came in the summer of 1990 when, for a few days, the city did not have a team. Previous ownership moved the club to Albany, New York. A couple of days later the Franke family purchased the Flint IHL franchise and moved it to Fort Wayne, keeping the name "Komets", but changing many facets of the organization.



After maintaining the Komets in the IHL for nine more years, the Franke family moved the team to the United Hockey League prior to the 1999-2000 season. The Komets played eight seasons in the UHL before the league dissolved after 2006-07. Fort Wayne, along with partners in Kalamazoo, Muskegon, Port Huron, Flint and Bloomington (Illinois) formed the new International Hockey League, breathing life into the IHL once again with the 2007-08 season.

After three seasons in the "new" IHL and winning the Turner Cup Championship each year, the Komets moved once again. The Komets became members of the Central Hockey League in 2010 and were part of the CHL for two seasons, capturing the CHL Presidents' Cup in 2012.

In 2012-13, the Komets made their debut in the ECHL renewing old rivalries with Kalamazoo, Toledo, Cincinnati, Elmira, Colorado and Orlando. In 2014-15, the Indy Fuel was introduced to the ECHL and once again a team from Indianapolis became an intrastate rivalry for the Komets.

65 seasons of Komets Hockey in Fort Wayne have yielded a dozen regular season championships (9 IHL, 3 UHL) and nine championship titles (7 IHL Turner Cups, 1 UHL Colonial Cup and 1 CHL Presidents' Cup). And now, with the 2017-18 season, the tradition continues in Northeast Indiana with the 66th anniversary season of Komets Hockey in Fort Wayne.

Go Komets!

KOMET HISTORY -- BIRTH OF KOMET HOCKEY

The residents of Northeast Indiana most likely first learned that pro hockey was coming to Fort Wayne in an article that appeared in the Fort Wayne Journal-Gazette Monday, June 9, 1952, and subsequent articles that summer and fall leading up to the inaugural season of Komet Hockey in 1952.

Monday, June 9, 1952, the Journal-Gazette ran the following article on the front page of the Sports section:

International Hockey Lg. Gives Fort Wayne Berth Franchise Accepted By Local Men

Fort Wayne is now a member of the International Hockey League.



This city was accepted into the circuit and tendered a franchise at the league meeting in Troy, O., on Saturday.

The circuit is now composed of six cities. In addition to Fort Wayne, they are Detroit, Grand Rapids, Toledo, Chatham, Ont. and Troy, O.

Fred Huber, executive secretary said that there is a possibility of adding two more cities. Indianapolis and Cincinnati were represented at the International Hockey League meeting and are expected to come in. Cincinnati has definitely decided to withdraw from the American but Indianapolis' position is uncertain and will be decided by the parent organization, the Detroit Red Wings.

The American League's setup will not be decided until the meeting of the National Hockey League on June 19, when action will be taken on the application of Cleveland to become a member of the main circuit. Cleveland is not expected to be accepted by the National loop, but is expected to remain in the American.

The International Hockey League has voted to increase its budget, thus raising the standard of play in the league. That helped to clinch the decision of Fort Wayne interests to become a member of that circuit. They have had under consideration at the same time the possibilities of entering the American League should that circuit split up and organize a strictly midwestern league.

Hockey here will be promoted by an organization to be known as Fort Wayne Sports Enterprises, headed by Harold Van Orman, Jr. and Ernie Berg. They have already secured playing dates in the new Memorial Coliseum.



Ernie Berg

KOMET HISTORY -- WHAT'S IN A NAME

The residents of Northeast Indiana most likely first learned that the new pro hockey team coming to Fort Wayne was going to be called "Komets", yes, comets with a "K", in an article that appeared in the Fort Wayne Journal-Gazette September 13, 1952.

It was the final summer before a game called ice hockey was to invade the new Allen County War Memorial Coliseum, spreading its popularity all over northeast Indiana and northwest Ohio.

That summer was also prelude to the opening of the Fort Wayne Pistons' 1952-53 NBA season at the Coliseum which included the 1953 NBA All-Star Game. The Fort Wayne Daisies were playing their eighth season of Girls Professional Baseball at Memorial Park while Cindy's Diner first opened in downtown Fort Wayne at the intersection of Clinton and Jefferson streets. The honorable Harry W. Baals served as mayor and WOWO Radio AM 1190 was belting out hits such as "Cry" by Johnnie Ray, "Wish You Were Here" by Eddie Fisher and "You Belong To Me" by Jo Stafford in its 27th anniversary summer of broadcasting from Fort Wayne.

One Saturday morning during that summer of '52, on September 13, the Journal-Gazette ran the following article:

Hockey Club To Be Called 'Komets;' Train In Canada

The Fort Wayne Hockey Club, playing its first season of ice hockey in this area, will be known as the Fort Wayne Komets. The name KOMETS was selected by the officials of the local club after a number of names had been suggested by fans throughout the area. So, it will be the Fort Wayne Komets along with the Toledo Mercurys, the Cincinnati Mohawks, the Troy Bruins, the Grand Rapids Rockets and the Milwaukee Clippers, the names of the other entrants in the International Hockey League.

Along with the selection of the name Komets, the team colors were also selected by the Komet management. Maroon and White have been chosen as the Fort Wayne colors, with white jerseys being worn for all home games and the maroon, trimmed in white being worn on all road games. Uniforms and equipment have been on order for some time and elaborate breast emblems have been ordered to emblazon the colorful jerseys that are planned.

The Komet office, located in the Hotel Van Orman, is stepping up activities these days and completing the plans for the training camp grind of the team. Alex Wood, manager of the Komets in their first season, will have a group of approximately 25 aspirants going into training at Woodstock, Ontario on October 8. Following two weeks of training and exhibition games, the Komet squad will be pared to fifteen and return to Fort Wayne to prepare for their opening league game on October 25 at the new Memorial Coliseum.



KOMET HISTORY -- FIRST FINALS BERTH

Former Komet player Norm “Whiz” Waslawski stopped by the Komets’ office in August, 2012, and dropped off the photo below. The Komets have enjoyed many locker-room celebrations over the years, and this photo shows that some things never change. Locker-room celebrations are memorable occasions and this one was no exception.



Waslawski, standing behind goaltender Glenn Ramsay, celebrates with a bottle of 7-Up (At least we think it’s 7-Up!). The guys were celebrating a 6-4 home victory over Indianapolis on April 8, 1959, and winning the IHL semi-finals best-of-seven series 4-1 against the in-state rival Chiefs and advancing to the Finals for the first time in Komet history.



Art Stone shakes the hand of netminder Glenn Ramsay after the Komets eliminate the Indianapolis Chiefs 4 games to one in a best-of-seven IHL semifinal series on April 8, 1959. That’s Komet legend Len Thornson holding Ramsay’s hand in the celebration. Also in the photograph are George Polinuk (Trainer), Bob McCusker, Roger Maisonneuve, Shorty Melanchuk, Len Ronson, Larry McLaren, Norm Waslawski (holding a bottle of 7-Up), Eddie Long, Bill Mitchell, Duane Rupp and Gus Braumberger.

The Komets later fell to the Louisville Rebels in their first appearance in the IHL Finals 4 games to 2.

KOMET HISTORY -- KOMET ORIGINALS -- EDDIE LONG

By Chuck Bailey
 Director of Communications
 Fort Wayne Komets

65 years ago Eddie Long came to Fort Wayne at the age of 19 and became an original member of the Fort Wayne Komets Hockey Club. The rugged right winger became affectionately known as "Mr. Komet" after a successful 14-year pro hockey career in our city.



Eddie Long with 1963 IHL Turner Trophy

Eddie is ranked second on the Komets all-time top 10 most games list with 867. The Komet legend continues to hold the record of most career goals scored in a Fort Wayne uniform with 425 and ranks second with 852 points.

He also shares with three other players the record for most goals in a game with five. Eddie scored a record four hat tricks during the 1956-57 season which has been matched by only three other players.

His career year was 1962-63 when Eddie led the Komets with 56 goals and added 46 assists for 102 points in 70 regular season games before leading the Komets with 15 assists and 20 points in 11 playoff games en route to Fort Wayne's first IHL

Turner Cup Championship. Eddie also claimed (with Len Thornson) the 1962-63 IHL James Gatschene Memorial Trophy (regular season MVP award). Eddie added a second IHL Turner Cup crown as the Komets' head coach in 1965. In addition, Eddie was also part of two Fort Wayne IHL regular season titles in 1959-60 and 1962-63.



Eddie Long with 1959-60 Huber Trophy



Eddie Long scores on Muskegon Zephyrs goaltender Jimmy McLeod in 1961-62 IHL action

Eddie's number 16 was the first Fort Wayne jersey number retired in 1965-66. The Komets inducted Eddie into the Komet Hall of Fame in 1987.

Eddie is only one of 10 players to ever eclipse the 50-goal mark in regular season play and one of 20 to reach 100 points in a season. The Ottawa, Ontario native also shares the Komet record for most points in a game, nine (5 goals, 4 assists), with Art Stone. Eddie also owns Komet playoff records of five points in a game (tied with seven players), five assists in a game (shared with Dave Lemay) and scored the fastest goal from the start of a Fort Wayne playoff game in 12 seconds.

Since his retirement from the game in 1965, Eddie has dedicated much of his time coaching and teaching at the youth and high school hockey levels while working and raising a family. Today, Mr. Komet continues to reside in Fort Wayne with the love of his life, Gayle, and his beautiful family.

KOMET HISTORY -- KOMET ORIGINALS -- GEORGE DRYSDALE

By Blake Sebring
Fort Wayne News-Sentinel

Here is an article written for the Fort Wayne News-Sentinel by Blake Sebring in honor of George Drysdale's 90th birthday, appearing on Jan. 27, 2017. Reprinted here by permission of the News-Sentinel and Blake Sebring.

Drysdale provides example for Komets at age 90; He was one of the original Komets 65 years ago



Ceremonial puck drop in honor of George Drysdale's 90th birthday

Because he played just three seasons, he'll likely never have his banner lifted to the Memorial Coliseum rafters, but George Drysdale's impact on the Fort Wayne Komets is immeasurable.

Drysdale turns 90 today and deserves as many handshakes and slaps on the back as his body can handle. You'll be rewarded with the biggest, most-gracious smile around, and if you're lucky and have enough time, you'll hear a fantastic story from his memory. Unlike a lot of people, Drysdale's story will likely be about someone else, too.

Though he was an original Komet from October 1952, and hasn't played in a Komets' game since 1955, it's amazing the impact Drysdale has had on the franchise. He's the ultimate gentleman who along with Eddie Long helped develop the template for the Komets which still exists today.

Whenever Drysdale is introduced, someone always seems to mention that he was the first captain when the franchise started. That's partly true and partly incorrect. After the Komets completed their first training camp in Woodstock, Ontario, coach Alex Wood named goaltender Jack Timmons the original captain. After an unsuccessful negotiation with the Chatham Maroons, Drysdale didn't join the Komets until they were on their bus ride home from that training camp.

Halfway through the season, the players selected Drysdale as their captain, partly because there's little doubt he was already acting in the role. That's just how George has approached life, with class, respect for others and a Christian view. The funny thing is, though, whenever someone introduces him that way, Drysdale never corrects the misconception. It's not that his ego needs the affirmation, and from a lesser man you might think it's a matter of false pride, but Drysdale has never been a lesser man. Keeping his mouth shut is a sign of his class because he would never embarrass someone publicly for such a mistake.


As much as Long is rightly recognized for helping set the tone for what the Komets would stand for on the ice, Drysdale set the standard for how the players would represent the franchise in the community. He has never turned down someone asking for a favor - and at the same time never asked for one back. He has never lorded his status as an original Komet over any future players, and he's too much of a gentleman to openly criticize anyone on the ice. While providing color commentary on the Public Access Game of the Week, he may make a point or two based on his own playing experiences, but it's always done in an instructive, constructive way.

While being the player who scored the first goal in Komets' history, Drysdale is also almost always at every home game to see the latest one. Other than former broadcaster Bob Chase, it's possible that no one has watched more Komets' games than George has. He still serves the team when asked as an off-ice official and providing commentary on broadcasts.

Looking at all of his contributions, it's amazing that he only played 163 games as a Komet before a blood disease forced his retirement. He's simply always been there helping out however he can. He's simply a wonderful resource.

Thank goodness that in his own way George has always been here, is still here, to help guide with such class the team he helped start. As long as the Komets always try to live up to his example, they'll always be a success.

Happy birthday, George! We love you.



George Drysdale in action during Komets first year in 1952

KOMET HISTORY -- 50-GOAL SCORERS



Len Ronson after scoring his 60th goal in 1959-60

In the history of the Fort Wayne Komets there have only been 10 players to have reached 50 goals in a single regular season. Pretty amazing when you consider the Komets are in their 66th consecutive season in Fort Wayne and have skated a total of 4,850 regular season games after 65 years.

Also, the near extinction of 50-goal scorers is even more evident when you consider that the ECHL has not had a 50-goal scorer over the past seven seasons and when Kevin Baker of the Florida Everblades netted his 57 goals in 2008-09 it was the only time 50 goals were scored by an individual in the ECHL after a 13-year drought.

The last time a Komet hit 50 goals in a season was 1990-91 when Lonnie Loach found the twine 55 times in 81 games. 25 seasons have come and gone since.

Seven years after the Komet franchise was established in Fort Wayne Len Ronson became the first to hit the 50-goal mark when he netted 62 goals in 68 games during 1959-60.

Only two players have had multiple 50-goal seasons with the Komets. Merv Dubchak reached 50 goals three straight seasons and Barry Scully had 50 or more goals four straight seasons.

Dubchak bagged 52 goals in 70 games in 1964-65 and followed that with his IHL record 72 goals in 70 games during 1965-66. The winger added another 50-goal year in 1966-67 when he again scored 52 goals in 72 games.



Barry Scully
4 straight 50-goal seasons



Merv Dubchak
3 straight 50-goal seasons

Scully scored 61 markers in 1979-80, 69 in 1980-81, 60 in 1981-82 and 57 in 1982-83.

It's true that teams in professional hockey are not lighting the lamp as much as in the past with so much emphasis on strong defensive skills in the modern hockey world.

But here in Fort Wayne, scoring 50 goals by a Komet player can be done again. It's just a matter of when. And when it happens, it will be something to see and celebrate!



Lonnie Loach is the last Komet to reach 50 goals in a season

KOMET ALL-TIME 50-GOAL SCORERS

	<u>Player</u>	<u>Season</u>	<u>Goals</u>	<u>Games</u>
1	Len Ronson	1959-60	62	68
2	Eddie Long	1962-63	56	70
3	Merv Dubchak	1964-65	52	70
5	Merv Dubchak	1965-66	72	70
5	Merv Dubchak	1966-67	52	72
6	Ron Zanussi	1976-77	53	77
7	Terry McDougall	1978-79	57	79
8	Barry Scully	1979-80	61	80
9	Barry Scully	1980-81	69	82
10	Barry Scully	1981-82	60	79
11	Barry Scully	1982-83	57	76
12	Ron Leef	1982-83	57	77
13	Rob Motz	1983-84	54	81
14	Wally Schreiber	1984-85	51	81
15	Lonnie Loach	1990-91	55	81

KOMET HISTORY -- TRIBUTE

In memory of Bob Chase

Legendary Fort Wayne Komets broadcaster Bob Chase passed away at 2:40am ET Thursday, Nov. 24, 2016, at the age of 90. Chase completed 63 seasons as the voice of the Komets radio-rinkside during 2015-16 after first arriving in Fort Wayne in 1953.



Chase hailed from Negaunee, Michigan, where he was born January 22, 1926. He grew up in Marquette, Michigan and after high school joined the U.S. Navy where he served from 1943-1947. Upon his discharge from the Navy, Bob entered Northern Michigan University at Marquette and graduated in 1952. While in college, Bob started his radio career in Marquette in 1949.

Chase moved to Fort Wayne to begin his radio career with WOWO AM 1190 in 1953 which included broadcasting Komet hockey games starting with the 1953-54 season. "He was the voice of Komet hockey my entire life," Stephen Franke, CEO of the Fort Wayne Komet Hockey Club said. "He knew more about the history of Komet hockey than anyone. He was a good man who made life a little more special for the rest of us."

The Komets retired the number 40 in Chase's honor as he celebrated his 40th season behind the Fort Wayne microphone in 1993. Bob was inducted into the Komets Hall of Fame in 2003 in honor of his 50th season as Komet broadcaster. "Bob Chase was Komet hockey," Komet President Michael Franke said. "He put Fort Wayne and the Komets on the map with his deep voice penetrating 28 states and half of Canada on WOWO radio. More than anything I will miss him. He was a father figure to us all. Things will never be the same."

"This is a very sad day in Komet history and Fort Wayne history. We have lost the John Wayne of Fort Wayne and the hockey broadcasting world," Komet general manager David Franke said. "We will never again hear his play-by-play call of Komet hockey or the wise and respected voice of WOWO radio. I will always be grateful for all I learned from Bob. He gave me the opportunity to work with the Komets during the 1988-89 season and his words of wisdom, support and guidance will always be with me. Bob Chase is a legend in every sense of the word and we will miss him dearly."

During Chase's extended career with the Komets he witnessed and called 12 regular season titles and nine league championships over the course of more than 4,500 Komet games. During 2014-15 Chase celebrated the calling of his 500th playoff game.

Besides his accomplishments with the Komets, Chase was inducted into the Indiana Broadcasters Association Pioneers Hall of Fame in 2000, was given the Sagamore of the Wabash Award by Indiana Governor Frank O'Bannon in 2001, was a member of the Baer Field Speedway Hall of Fame (2002), was named distinguished Hoosier by governor O'Bannon in 2003, inducted into the Indiana Sportswriters and Sports Broadcasters Hall of Fame in 2004, inducted into the Indiana High School Hockey Hall of Fame in 2006, was a member of the Upper Peninsula Sports Hall of Fame (2009), in 2010 received the Mad Anthony's Red Coat.

Chase was named a recipient of the prestigious Lester Patrick Award in a ceremony held in Dallas, Texas Oct. 15, 2012. The Lester Patrick Trophy has been presented annually by the NHL and USA Hockey since 1966 to honor one's contribution to ice hockey in the United States.

In 2013 was presented the Key to the Fort by Fort Wayne's Mayor Tom Henry. Also, Chase was named the ECHL's Broadcaster of the Year for 2013-14.

Chase is survived by his wife Muriel, children Kurt, Karin and David and many grandchildren.



Bob Chase with the Lester Patrick Award
Presented Oct. 15, 2012

Mad Anthonys names Komet owners Red Coat recipients

Mad Anthonys marks 60th anniversary with Red Coat honors for Komet owners and State Senator David Long

Fort Wayne, IN— Mad Anthonys celebrated its 60th anniversary by announcing longtime local leaders in the world of sports and politics as the recipients of its highest annual honor in 2017.



Michael Franke, Stephen Franke, Scott Sproat, William Franke, David Franke, Richard Franke

The Fort Wayne Komets' six-man ownership team – brothers Stephen, Michael, Richard, David and William Franke; as well as Scott Sproat – along with State Senator David Long were honored as the Mad Anthonys 2017 Red Coat recipients at its annual Red Coat dinner Friday night, June 23, 2017.

The Franke brothers became owners of the Komets at one of the franchise's most challenging periods and – along with Sproat, who joined the ownership group in 2001 – have helped turn it into one of the most popular and successful minor league franchises in sports. When the previous owners moved the franchise to Albany, NY, in the summer of 1990, the Franke brothers purchased an International Hockey League team based in Flint, MI, and relocated it to Fort Wayne under the Komets name and identity.

Since then, the franchise has won six league championships, five regular season titles and earned nine trips to the league finals. The Komets have also been named league Member Club of the Year five times and consistently rank as one of the leaders in minor league pro hockey attendance, averaging more than 7,000 fans per home game over the past 14 seasons.

“On behalf of my brothers and Scott, we are beyond excited about this recognition,” said Michael Franke. “The Komets would not be the franchise it is today without the incredible support of our fans and the entire community – and, in turn, we are happy to help the Mad Anthonys support the Children’s Hope House at this year’s event.

“2017 is a big year for the Mad Anthonys, so we thought it made perfect sense to have a big class of Red Coat recipients,” said Jim Kelley, president of the Mad Anthonys. “As both a legislator and a volunteer, David Long has always put our region first. And it’s hard to imagine the Komets being the iconic, highly successful franchise they are without the commitment and stewardship of Scott and the Franke brothers. As Red Coats are researched and selected we can think of no better group of Red Coat recipients for this year.”

Long has served in the Indiana State Senate since first being elected to represent district 16 in 1996, and has served as President Pro Tem since 2007. He’s also served as general counsel for Pizza Hut of Fort Wayne, Inc. since 1997, and been an active volunteer with several area organizations, including the Boys & Girls Club of Fort Wayne.

“I know from my experience in the statehouse how highly the Mad Anthonys and its Red Coat are viewed throughout the state,” Long said. “And I know from personal experience what a big deal this is, which is why I am incredibly honored to be among this year’s recipients.”

The Komet ownership of the Franke brothers and Scott Sproat along with Senator Long join an internationally renowned list of previous Red Coat recipients from the worlds of sports, entertainment and politics, including Neil Armstrong, John Wooden, Bob Knight, Gene Keady, Peyton Manning and Vice President Mike Pence. All funds raised by Mad Anthonys Children’s Foundation will support the Mad Anthonys Children’s Hope House.

Stephen Franke
CEO, Fort Wayne Komets Hockey Club



Fort Wayne native Stephen Franke, Chief Executive Officer of the Fort Wayne Komets Hockey Club, has been the majority owner of the Komets since 1990.

Stephen purchased the Fort Wayne franchise, in partnership with his brothers Michael, David, William and Richard, in an effort to keep Komets hockey in Fort Wayne after the original IHL franchise was moved to Albany, New York in 1990.

2017-18 is Stephen's 28th anniversary season of majority ownership. He has witnessed six league championships, five regular season titles and nine trips to the finals. The Komets, under the ownership of Stephen Franke, has been named the league Member Club of the Year five times and has been one of the most successful teams in minor league pro hockey attracting an average of over 7,000 fans per home game for the past 15 straight years.

Stephen has also been President and CEO of MidWest Gloves and Gear in Chillicothe, Missouri, since 1986. MidWest Gloves and Gear has more than doubled in sales and size under Stephen's management.

Stephen also serves as Chairman of the Chillicothe Mudcats of the MINK Baseball League.

In addition, Stephen is very involved with the Chillicothe community. He serves on boards of the Chillicothe Development Corporation, Grand River Entertainment, and Main Street Chillicothe. Stephen is also active with the D-R-E-A-M Initiative (Downtown Revitalization and Economic Assistance for Missouri).

Stephen attended Bishop Luers High School in Fort Wayne and is a graduate of Indiana University & Indiana State University. He participated in graduate studies at the University of Michigan and University of Chicago.

Stephen makes his home in Chillicothe, Missouri, and resides with his wife Rebecca. His son Stephan is a graduate of George Washington University and is employed by the Komets. Stephan also serves as an historic preservation developer.

Michael Franke
President, Fort Wayne Komet Hockey Club



Fort Wayne native Michael Franke is in his 28th anniversary season as President and co-owner of the Fort Wayne Komets.

As President of the Fort Wayne Komets, Franke oversees the day-to-day operations of the hockey franchise while also serving as Fort Wayne's Governor in the ECHL.

During Michael's stint as President of the Fort Wayne franchise the Komets have collected six league championships, five regular season titles and nine trips to the finals. The Komets have been the league Member Club of the Year five times and has been one of the leaders in minor league pro hockey attendance attracting over 7,000 fans per home game over the past 14 seasons.

Michael has been honored as Governor of the Year twice and was given the distinction of IHL Executive of the Year for 2007-08 and again for 2008-09.

A 1982 graduate of Purdue University Fort Wayne, Franke resides in Fort Wayne with his wife Theresa. They have two children, Katie and James.

David Franke
V.P./G.M./Director of Hockey Operations, Fort Wayne Komet Hockey Club



Fort Wayne native David Franke is in his 28th anniversary season as co-owner, Vice President and General Manager of the Fort Wayne Komets. Franke began his career with the Komets when the Franke family purchased the Fort Wayne franchise in 1990. He has also held his position throughout the Franke family ownership.

While a member of the IHL, Franke claimed two Huber Trophies and has guided the Komets to the Turner Cup Finals six times, winning Championships in 1993, 2008, 2009 and 2010.

Franke was named the IHL's Executive of the Year his first season in 1990-91. He was voted IHL General Manager of the Year for 1997-98 after the greatest turnaround in franchise history, taking the Komets from the league's worst regular season record in 1996-97 to a Central Division title in 1997-98. Franke was named IHL General Manager of the Year again for 2009-10.

During Franke's eight UHL campaigns he enjoyed trips to the finals twice, winning the UHL Colonial Cup Championship in 2003. Franke also captured back-to-back Tarry Cup Championships for 2002-03 and 2003-04 before earning the award a 3rd time in 2006-07.

The Komets claimed the CHL Presidents' Cup in 2011-12 for a total of six league titles overall before joining the ECHL in 2013-14.

Franke is a 1975 graduate of Ball State University and resides in Fort Wayne with his wife, Tina.

Scott Sproat**Vice President Sales and Marketing, Fort Wayne Komet Hockey Club**

Fort Wayne area native Scott Sproat is entering his 18th season as Executive Vice President and co-owner of the Komets. Scott was born in nearby Auburn, IN and spent ten seasons with the Continental Basketball Association and the Fort Wayne Fury prior to joining the Komets.

Scott started his career in sports management as an intern with the Fury and literally held every job (except Coach) within the front office during his tenure. He was CEO of the Fury and a Regional Vice President of the CBA Eastern Region the season prior to joining the Komets. Scott has also served as a consultant to numerous minor league teams in numerous sports and leagues throughout North America.

Scott remains active in many high school and collegiate sports today through his three boys Will, Ty and Reid. Scott guides the Komets' sales and marketing efforts as well as overseeing all of the Komets' partnerships with the Fort Wayne area corporate community, community outreach programs, educational initiatives, and charitable participation. While with the Komets, Scott has witnessed five league championships, five regular season titles and has been a part of the Komets' front office success in collecting four Member Club of the Year Awards. Scott has been honored three times as League Marketing Executive of the Year.

Scott, his wife Stacy and their three boys live north of Fort Wayne, splitting the distance between his boyhood home north of Auburn and his now home-away-from-home at the Memorial Coliseum.

Chuck Bailey**Director of Communications/Media Relations, Fort Wayne Komet Hockey Club**

Fort Wayne native Chuck Bailey celebrates his 25th season as the Komet's Director of Communications and Media Relations this year. Chuck was born and raised in Fort Wayne and has followed the Komets since 1956.

Chuck started a broadcasting career in radio in 1971 when he accepted a position with then WPTH FM 95 in Fort Wayne (now WAJI Best 95.1). His radio career took him to Rockford, Illinois, Flint, Michigan and Grand Rapids, Michigan before he returned to Fort Wayne in 1988 as program manager of WOWO Radio AM 1190.

During Chuck's stint at WOWO he met then radio salesman Michael Franke and David Franke, who later became co-owners of the Komet hockey club. Chuck joined the Frankes to help manage the Komets in 1993, ending his 22-year radio career.

While a member of the Komets' front office Chuck has witnessed five league championships and five regular season titles. He has been a part of the Komets' success in collecting five Member Club of the Year Awards. He also has received three honors as Public Relations Director of the Year.

Chuck continues to make his home in Fort Wayne. He and his wife Jan have three children and eight adorable grandchildren.

Shane Albahrani**Fort Wayne Komets play-by-play announcer, account executive**

Fort Wayne Komets play-by-play announcer Shane Albahrani is enjoying his second full season of describing the action on WOWO radio and streaming webcast at komets.com.

Shane started with the Komets in 1997 as the team's videographer, a position he held until 2015-2016 when he handed duties off to his daughter Riley. When legendary broadcaster Bob Chase decided not to call select road games during the 2013-2014 season Shane filled his seat and did so for the next three seasons. After Mr. Chase's passing on Thanksgiving 2016, Shane became the Komets' full-time announcer.

A Fort Wayne native and Northrop high school graduate Shane attended IPFW and started his broadcasting career calling high school hockey games at the age of 17 for Allen County Public Access television from 1991-2000. During this time, he worked as a commercial producer and promotions director at WFFT-TV.

He was named sports director at WFGA radio in 2005 where he continued to announce high school football and basketball for Fort Wayne area schools.

Shane is a full-time member of the Komet staff and contributes in the off season working as an account executive managing many Komet advertisers.

Shane resides in Fort Wayne with his wife Kathi, daughter Riley and two dogs Maisy and Harley.

***Thoughts of father aids Komets' voice
Announcer using late broadcasting legend's advice***

By Blake Sebring, Fort Wayne News-Sentinel



Komets Broadcast Team
Robbie Irons, Shane Albahrani

After subbing for Bob Chase for the past four seasons, Shane Albahrani, right, now has the official post as the Fort Wayne Komets' broadcaster. Robbie Irons continues to help with commentary on the home games. Every time Shane Albahrani starts to get scared about his new responsibilities, he finds peace in thinking about the courage his father showed as a 21-year-old.

After Bob Chase's death on Thanksgiving morning ended his miraculous 63-year career, Albahrani, 42, became the official voice of the Fort Wayne Komets, just the third in the franchise's 65 years. Though Albahrani had filled in for Chase many times over the last four seasons and has called all 20 games this season, it's still a different perspective.

"Right now it's numbing that Bob is not coming up here," Albahrani said from the Memorial Coliseum press box before Friday's game. "I'm in this seat right now, and I'm waiting for him to come up and I'll get up and, 'Here's your seat, Bob.' It will take a while to get that out, but when the puck drops it's show time and every bit of nerves, any type of anxiety goes away."

(Continued on next page)

**Thoughts of father aids Komets' voice
Announcer using late broadcasting legend's advice**

By Blake Sebring, Fort Wayne News-Sentinel

(Continued from page 19)



Fouad "Al" Albahrani

It also goes away when Albahrani remembers what his father went through on April 24, 1953. Fouad "Al" Albahrani was a 21-year-old native of Baghdad, Iraq, one of 11 children, when he stepped off a ship and into New York City. He might have known how to say "Yes" and "No," but he may not have known any English, and he certainly didn't know anyone in the entire country. He had no money to do anything but keep moving ahead.

"He told me a story, he's walking around New York and he's trying to get to the YMCA, and he's hungry because he hasn't eaten," Shane Albahrani said. "He finds a diner and a guy next to him orders breakfast and Dad repeats exactly what he ordered. Eggs over easy, hash browns and Irish coffee, something like that. He just listened to it and ordered his first meal in America."

Somehow, Al Albahrani found his way to the YMCA and to the bus station to purchase a ticket to Chicago where he was going to attend a trade school. He survived and succeeded, graduating as a machine specialist and moving to Los Angeles, Albuquerque, Milwaukee and then Fort Wayne where he worked for Fabricon, B.F. Goodrich and finally Dana. Albahrani was an electrician, plumber and mechanic who could fix anything.

He's still got an active patent through Dana for a machine that is used to build most automobiles. After retiring in 1998, Al drove Shane around to many of his broadcasts, starting with high school hockey at McMillen Park Ice Arena. No matter how small the town where Shane was calling games, Al knew someone there either from work or fishing.

Until he died at age 83 on July 27, 2015, Al attended every Komets home game and would hold court between periods with a group of friends.

"Dad is a big reason I'm up here," Shane said. "My dad who worked in factories, backbreaking stuff, always wanted something better for me even though he was accomplished at what he did. He always encouraged me not to do that. This is show business, this is a dream, and he definitely had that dreamer mentality."

The closest Al came to returning home to Iraq was a family reunion in Jordan seven or eight years ago. He was a true American patriot who never had one foot back in his homeland. America was his home.

Chase had many of those same characteristics, and Albahrani compared the two when he spoke at Chase's funeral last week. The only advice Chase gave Albahrani was to be himself. It would be an even more impossible job if he tried to imitate Chase or take over his spot by trying to carry on Chase's style and legacy. The only way to survive is to do the job the way he knows how.

"Before it was Bob's show and I very much knew that," Albahrani said. "I had fun with it, and that's the attitude I had to have, just go out and have fun with it, Shane, don't stress too much with it. The best thing he taught me was not to over think it."



Bob and Shane

And if it ever gets too intimidating, too overwhelming, he can remember the challenge his father faced. "That helps me tremendously," Shane said. "I could never comprehend what he went through, what he could have felt, the fear he must have had, the commitment he had until I sat here Thanksgiving night in an empty coliseum and realized the responsibility that had just been handed me. It helped me a lot to get to this point."

Gary Graham
Head Coach/Director of Player Personnel, Fort Wayne Komets



Gary Graham rejoined the Komets when he was named Head Coach and Director of Player Personnel on June 4, 2013.

Graham became the 28th person to handle head coaching duties with the Komets since the team was established in Fort Wayne in 1952. "Gary is the right coach at the right time for the Komets," Komet president Michael Franke said. "He knows the Komet way of doing business and will be a tremendous asset to the Komet organization."

Graham returned to the Komets after guiding Pensacola to the Ice Flyer's first Southern Professional Hockey League Championship. The Ice Flyer's finished 2012-13 with a 33-18-5 record and 71 points, two points shy of capturing the regular season title. It was the first time Pensacola skated to a regular season winning percentage over .600 (.634) since joining the SPHL in 2009-10.

The 2013 SPHL Presidents' Cup Title was Graham's fourth career league crown. Before his stint with Pensacola, Graham collected three league championships (2009, 2010, 2012) in four seasons as an assistant coach with the Komets.

In 2015-16 Graham coached the Komets to their first ECHL division title.

In 2016-17 the Fort Wayne native reached 40 wins for his third straight season. In addition, Graham has guided the Komets to the playoffs in each of his four ECHL campaigns, qualifying for at least the second round each year as Fort Wayne becomes the only ECHL team to advance to the second round each of the past four seasons.

Prior to Graham's first tenure with the Komets, the Fort Wayne native enjoyed success as head coach of the Indiana Jr. Ice Tier 1 team, guiding the Ice to a 38-17-3 record in the Midwest Elite League during 2008-09 before serving as associate coach for the USHL Clark Cup Champion Indiana Ice.

Graham majored in Exercise Science at Ball State University and resides in Fort Wayne with his children Connor and Isabella.

Gary Graham coaching record

Season	Club	Regular Season			Playoff Results		
		League	W	L	T/OTL	Pts	
2008-09	Fort Wayne (AC)	IHL	46	18	12	104**	Championship (IHL Turner Cup)
2009-10	Fort Wayne (AC)	IHL	50	21	5	105	Championship (IHL Turner Cup)
2010-11	Fort Wayne (AC)	CHL	31	27	8	70	Second Round
2011-12	Fort Wayne (AC)	CHL	40	19	7	87*	Championship (CHL Presidents' Cup)
2012-13	Pensacola	SPHL	33	18	5	71	Championship (SPHL Presidents' Cup)
2013-14	Fort Wayne	ECHL	36	24	12	84	Second Round
2014-15	Fort Wayne	ECHL	48	18	6	102	Second Round
2015-16	Fort Wayne	ECHL	40	23	9	89	Third Round
2016-17	Fort Wayne	ECHL	45	19	8	98	Second Round

(AC)- assistant coach

*-Division titles

**-Regular season title

Ben Boudreau
Assistant Coach, Fort Wayne Komets



Ben Boudreau was named an assistant to head coach Gary Graham for the 2017-18 season on July 6, 2017.

Boudreau, 32, is the son of former Komet player and head coach Bruce Boudreau, who was a Fort Wayne fan favorite the first two years of the Franke family ownership in 1990-91 and 1991-92.

Boudreau will be stepping behind the Komet bench where his father, Bruce, was head coach for the 1993-94 and 1994-95 seasons, guiding the Komets to the IHL finals in 1994. Bruce Boudreau is currently the head coach of the NHL's Minnesota Wild.

"We are excited to welcome Ben and his fiancé Karla to the Komet family," Komet general manager David Franke said. "Ben's knowledge, experience and technical expertise will be a big addition to the club. Coach Gary Graham will now have a full-time assistant coach to help daily with practices, game plans, video and player skill development."

Ben Boudreau skated a three-year pro career appearing in stints with the IHL's Flint Generals, the ECHL's South Carolina Stingrays, the CHL's Wichita Thunder and the Louisiana IceGators of the SPHL. Boudreau finished his North American pro career in 2009-10 with Flint, appearing in 42 regular season games and all nine playoff games with the Generals including the IHL Finals against Fort Wayne. Boudreau concluded his playing career in France during 2012-13.

Boudreau has been an assistant coach in the ECHL the past three seasons. He made his debut as an assistant coach with the Bakersfield Condors in 2014-15 before logging the last two seasons as assistant coach of the Norfolk Admirals.

Season	Club	League	Regular Season					Playoffs				
			GP	G	A	TP	PM	GP	G	A	TP	PM
2002-03	Markham	OPJHL	6	1	2	2	6	—	—	—	—	—
	New Hampshire	EJHL	18	0	7	7	6	—	—	—	—	—
2003-04	St. Catharines	GHJHL	33	3	7	10	10	—	—	—	—	—
2004-05	Fort Erie	GHJHL	23	3	5	8	12	—	—	—	—	—
	Port Colborne	GHJHL	11	1	3	4	12	—	—	—	—	—
2008-09	Flint	IHL	13	1	1	2	6	—	—	—	—	—
	South Carolina	ECHL	24	1	2	3	4	—	—	—	—	—
	Wichita	CHL	18	2	7	9	14	—	—	—	—	—
2009-10	Louisiana	SPHL	3	0	1	1	6	—	—	—	—	—
	Flint	IHL	42	1	5	6	51	9	0	0	0	2

Coaching career		
2014-15	Bakersfield	ECHL (Assistant)
2015-16	Norfolk	ECHL (Assistant)
2016-17	Norfolk	ECHL (Assistant)

2017-18 KOMETS SEASON OPENING ROSTER as of 10/14/17

	<u>No.</u>	<u>Forwards</u>	<u>Pos</u>	<u>S</u>	<u>Ht</u>	<u>Wt</u>	<u>Place of Birth</u>	<u>Birthdate</u>	<u>2016-17 Team</u>	<u>GP</u>	<u>G</u>	<u>A</u>	<u>Pts</u>	<u>PIM</u>
1	8	Taylor Crunk	LW	L	6-0	215	San Jacinto, CA	1/20/95	Spruce Grove, AJHL	42	1	3	4	120
2	9	Mason Baptista	C	L	6-0	200	North York, Ont	1/9/90	Fort Wayne, ECHL	56	16	14	30	64
3	14	Gabriel Desjardins	LW	L	6-0	212	Montreal, Que	11/9/92	Fort Wayne, ECHL	64	20	26	46	38
4	15	Tyson Fawcett	C	R	5-7	165	Barrie, Ont	6/8/93	Rochester, AHL	2	0	0	0	0
									Elmira, ECHL	37	2	10	12	40
									Tulsa, ECHL	12	3	4	7	2
5	21	Marco Roy	C	L	6-1	182	Boisbriand, Que	11/5/94	Utica, AHL	23	1	5	6	6
									Alaska, ECHL	5	1	0	1	0
6	22	Jamie Schaafsma	C	L	6-2	200	Chatham, Ont	2/11/83	Fort Wayne, ECHL	53	17	45	62	36
7	24	Dennis Kravchenko	C	L	5-9	180	Laguna Niguel, CA	3/30/94	Adirondack, ECHL	41	18	25	43	63
8	27	Shawn Szydlowski	RW	R	6-0	208	St. Clair Shores, MI	8/5/90	Cleveland, AHL	7	1	0	1	2
									Fort Wayne, ECHL	50	25	41	66	94
9	28	Ralph Cuddemi	RW	R	6-1	182	Concord, Ont	2/9/93	Florida, ECHL	1	0	0	0	0
									Utah, ECHL	64	27	25	52	42
10	48	Garrett Thompson	LW	L	6-3	206	Traverse City, MI	3/7/90	Fort Wayne, ECHL	65	20	26	46	55
11	88	Justin Hodgman	C	R	6-1	202	Brampton, Ont	6/27/88	Pardubice, Czech	5	0	2	2	0
									Pelicans, SM-Liiga Fin	26	10	10	20	80
	<u>No.</u>	<u>Defense</u>	<u>Pos</u>	<u>S</u>	<u>Ht</u>	<u>Wt</u>	<u>Place of Birth</u>	<u>Birthdate</u>	<u>2016-17 Team</u>	<u>GP</u>	<u>G</u>	<u>A</u>	<u>Pts</u>	<u>PIM</u>
12	4	Jason Binkley	D	R	5-10	195	Powell, OH	6/13/92	Fort Wayne, ECHL	67	7	37	44	40
13	7	Dan Maggio	D	R	6-3	210	Windsor, Ont	3/4/91	Toronto, AHL	4	1	1	2	9
									Orlando, ECHL	33	3	6	9	77
14	10	Curtis Leonard	D	L	6-3	202	Napanee, Ont	9/23/92	Reading, ECHL	65	4	13	17	47
15	17	Bobby Shea	D	R	5-11	195	Harrison Twp, MI	7/20/90	Rochester, AHL	10	0	0	0	7
									Fort Wayne, ECHL	23	3	12	15	55
16	44	Cody Sol	D	L	6-5	242	Woodstock, Ont	2/11/91	Fort Wayne, ECHL	56	7	17	24	162
17	55	Ryan Culkin	D	L	6-2	201	Montreal, Que	12/15/93	Stockton, AHL	19	0	0	0	4
									Adirondack, ECHL	16	1	11	12	14
18	71	Ryan Lowney	D	L	5-8	172	Redford, MI	1/4/94	Ferris State Univ, WCHA	37	2	15	17	40
									Fort Wayne, ECHL	14	1	5	6	2
	<u>No.</u>	<u>Goaltenders</u>	<u>Pos</u>	<u>C</u>	<u>Ht</u>	<u>Wt</u>	<u>Place of Birth</u>	<u>Birthdate</u>	<u>2016-17 Team</u>	<u>GP</u>	<u>Ave</u>	<u>W</u>	<u>L</u>	<u>T/SL</u>
19	41	Michael Houser	G	L	6-2	192	Youngstown, OH	9/13/92	Cleveland, AHL	1	3.00	0	0	0
									Cincinnati, ECHL	41	2.58	22	14	3
20	60	Garrett Bartus	G	L	6-2	190	St. Charles, Ill	10/19/89	Fort Wayne, ECHL	33	2.68	21	7	1



VP/GM/Director of Hockey Operations: David Franke
 Head Coach/Director of Player Personnel: Gary Graham
 Assistant Coach: Ben Boudreau
 Player/Assistant Coach: Jamie Schaafsma
 Trainer: Matt Willett, ATC
 Equipment Managers: Joe Franke, Aaron Franke

2017-18 KOMETS PLAYER BIOS



Baptista, Mason

Fort Wayne Komets Number **9**

Center, shoots left, 6-0, 200 lbs. Born: North York, Ontario 1/9/1990

Season	Club	League	Regular Season					Playoffs				
			GP	G	A	TP	PM	GP	G	A	TP	PM
2008-09	Vaughan	OJHL	8	1	1	2	17	—	—	—	—	—
	Villanova	OJHL	31	6	21	27	55	—	—	—	—	—
2009-10	Villanova	OJHL	56	23	43	66	94	—	—	—	—	—
2010-11	Villanova	OJHL	49	25	59	84	59	10	5	9	14	12
2011-12	St. Norbert	NCHA	28	3	19	13	18	—	—	—	—	—
2012-13	St. Norbert	NCHA	29	7	12	19	8	—	—	—	—	—
2013-14	St. Norbert	NCHA	32	11	27	38	24	—	—	—	—	—
2014-15	St. Norbert	NCHA	28	8	26	34	20	—	—	—	—	—
	Quad City	ECHL	4	2	1	3	2	—	—	—	—	—
2015-16	Wichita	ECHL	47	6	8	14	43	—	—	—	—	—
	Fort Wayne	ECHL	15	4	5	9	13	—	—	—	—	—
2016-17	Fort Wayne	ECHL	56	16	14	30	64	5	0	2	2	2

Profile: 2014-15— Completed four seasons with St. Norbert College (NCHA III), leading the Green Knights with 26 assists and 34 points. Named a Second team All American and All-Conference player and won two National Championships during his collegiate career with St. Norbert. Also made his pro debut appearing in four ECHL games with Quad City.
 2015-16— Skated 47 games with Wichita before being acquired by Fort Wayne in a trade 2/26/16. Potted his first pro hat trick 3/12/16 at Alaska. Placed on waivers 4/3/16.
 2016-17— Re-signed with Fort Wayne and added to preseason roster 7/25/16. Skated his 100th pro game 1/28/17 at Reading. Registered career year highs of 14 assists, 16 goals, 30 points and 64 penalty minutes. Scored his first pro playoff point (assist) 4/19/17 at Quad City.



Bartus, Garrett

Fort Wayne Komets Number **60**

Goal, catches left, 6-2, 190 lbs. Born: St. Charles, Illinois 10/19/1989

Season	Club	League	Regular Season							Playoffs							
			GP	W	L	T	Mins	GA	SO	AVE	GP	W	L	Mins	GA	SO	AVE
2007-08	Mahoning Valley	NAHL	37	23	9	3	2174	100	2	2.76	11	—	—	—	—	—	2.33
2008-09	Mahoning Valley	NAHL	24	12	8	3	1401	80	0	3.43	3	—	—	—	—	2.04	
2009-10	U. of Connecticut	AHA	20	5	14	1	1122	61	0	3.26	—	—	—	—	—	—	
	St. Louis	NAHL	17	11	4	0	880	28	2	1.91	—	—	—	—	—	—	
2010-11	U. of Connecticut	AHA	35	14	15	4	1966	113	0	3.45	—	—	—	—	—	—	
2011-12	U. of Connecticut	AHA	39	16	19	3	2305	98	5	2.55	—	—	—	—	—	—	
2012-13	U. of Connecticut	AHA	17	5	10	1	960	48	0	3.00	—	—	—	—	—	—	
	Greenville	ECHL	—	—	—	—	—	—	—	—	1	0	0	17	0	0.00	
2013-14	Evansville	ECHL	24	8	9	6	1383	76	1	3.30	—	—	—	—	—	—	
2014-15	Pensacola	SPHL	3	1	2	0	179	9	0	3.02	—	—	—	—	—	—	
	Fort Wayne	ECHL	2	1	0	0	93	8	0	5.15	—	—	—	—	—	—	
	Greenville	ECHL	1	1	0	0	65	2	0	1.85	—	—	—	—	—	—	
	Kalamazoo	ECHL	2	0	1	0	66	5	0	4.52	—	—	—	—	—	—	
2015-16	Macon	SPHL	45	22	18	5	2709	108	3	2.39	3	1	2	0	7	0	2.36
	Adirondack	ECHL	3	1	2	0	180	10	0	3.33	—	—	—	—	—	—	
2016-17	Macon	SPHL	8	6	1	1	484	16	1	1.98	—	—	—	—	—	—	
	Fort Wayne	ECHL	33	21	7	1	1745	78	4	2.68	1	0	1	0	3	0	3.07

Profile: 2009-10— Began his collegiate career with the University of Connecticut in the AHA after two full seasons with Mahoning Valley and half a season with St. Louis in the North American Hockey League. Joined UConn midway through the season. Named Team MVP at the end of the year.
 2010-11— Was AHA Goaltender of the Week on two occasions. Named Team MVP for the second straight season.
 2011-12— Started 39 games and broke the record for career saves in UConn history with 2,816. Set a new UConn record for shutouts in a season with five. Was AHA Goaltender of the Week four times. Posted an AHA career best 2.55 goals-against average and 16 wins.
 2012-13— Made his pro debut appearing in one playoff game in 16 minutes of relief with Greenville ECHL after completing a four-year collegiate career with University of Connecticut setting a school record of 40 career wins.
 2013-14— Logged his first full pro season with Evansville ECHL appearing in 24 games.
 2014-15— Appeared in three games with Pensacola in the Southern Professional Hockey League before being added to the Fort Wayne roster 12/10/14, appearing in two games.
 2015-16— Spent the season in the SPHL appearing in 45 games with Macon. Added three ECHL games with Adirondack.
 2016-17— Attended Fort Wayne training camp. Released 10/9/16 after appearing in one preseason game 10/8/16 at Indy (5-2 win, 7/7, 29:01). Signed SPC with Fort Wayne 11/29/16 and added to roster. Registered his second career ECHL shutout 12/7/16 at Cincinnati (23 saves, 2-0). Signed PTO with the AHL's Manitoba Moose 1/18/17. Returned to Komets 1/20/17. Registered his second Fort Wayne shutout, third career shutout, 1/25/17 at Elmira (28 saves, 1-0). Snagged his third shutout of the season 2/25/17 vs Wichita on 28 saves (6-0). Registered his fourth shutout of the season, fifth ECHL shutout, 3/25/17 vs Cincinnati on 27 saves (1-0). Received Fort Wayne's Unsung Hero Award.

2017-18 KOMETS PLAYER BIOS



Binkley, Jason

Fort Wayne Komets

Number **4**

Defense, shoots right, 5-10, 195 lbs. Born: Powell, Ohio 6/13/1992

Season	Club	League	Regular Season					Playoffs				
			GP	G	A	TP	PM	GP	G	A	TP	PM
2009-10	Jersey	EJHL	42	10	27	37	54	—	—	—	—	—
2010-11	Tri City	USHL	56	4	10	14	51	—	—	—	—	—
2011-12	Ferris State	CCHA	40	1	11	12	18	—	—	—	—	—
2012-13	Ferris State	CCHA	37	2	18	20	46	—	—	—	—	—
2013-14	Ferris State	WCHA	41	3	21	24	47	—	—	—	—	—
2014-15	Ferris State	WCHA	38	2	10	12	32	—	—	—	—	—
	South Carolina	ECHL	7	1	1	2	4	—	—	—	—	—
2015-16	Utah	ECHL	43	1	6	7	19	—	—	—	—	—
	Cincinnati	ECHL	2	0	0	0	2	—	—	—	—	—
2016-17	Fort Wayne	ECHL	67	7	37	44	40	10	1	2	3	6

Profile: 2011-12— Made his collegiate debut with Ferris State and was on board for the NCAA (CCHA) regular season championship. 2014-15— Completed a four-year college career with Ferris State and named to the WCHA All-Academic Team. Registered college totals of eight goals, 60 assists and 68 points in 156 games. Made his pro debut appearing in seven games with South Carolina in the ECHL. 2015-16— Skated 43 ECHL games with Utah before finishing the year appearing in two games with Cincinnati.

2016-17— Agreed to terms and added to Fort Wayne preseason roster 8/3/16. Scored a career high four assists 3/10/17 at Indy.



Cuddemi, Ralph (koo-DEMM-ee)

Fort Wayne Komets

Number **28**

Forward, shoots right, 6-1, 182 lbs. Born: Concord, Ontario 2/9/1993

Season	Club	League	Regular Season					Playoffs				
			GP	G	A	TP	PM	GP	G	A	TP	PM
2010-11	Georgetown	OJHL	30	9	14	23	2	—	—	—	—	—
	Mississauga	OJHL	18	7	10	17	8	—	—	—	—	—
2011-12	Mississauga	OJHL	46	27	36	63	20	—	—	—	—	—
2012-13	Canisius	AHA	37	4	6	10	10	—	—	—	—	—
2013-14	Canisius	AHA	41	15	17	32	16	—	—	—	—	—
2014-15	Canisius	AHA	37	22	17	39	16	—	—	—	—	—
2015-16	Canisius	AHA	39	20	22	42	44	—	—	—	—	—
	Florida	ECHL	9	2	3	5	2	—	—	—	—	—
2016-17	Florida	ECHL	1	0	0	0	0	—	—	—	—	—
	Utah	ECHL	64	27	25	52	42	5	0	2	2	0

Profile: 2011-12— Completed a three-year OJHL stint leading the Mississauga Chargers with 27 goals, 36 assists and 63 points in 46 games.

2015-16— Finished a four-year collegiate career with Canisius College in the AHA (NCAA) where he led the Golden Griffins in goals in each of his last three seasons. Was on board with Canisius for the AHA Championship in 2012-13. Led Canisius with 39 points in 2014-15 and ranked second his final year with 42 points. Named to two AHA Second All-Conference Teams in 2014-15 and 2015-16 and finished with Canisius College career totals of 61 goals, 62 assists and 123 points in 154 games. Made his pro debut appearing in nine ECHL games with Florida.

2016-17— Started the season skating a game with Florida before being acquired by Utah. Led the Grizzlies last year with 27 goals and ranked second with 52 points in 64 games.

2017-18— Acquired by Fort Wayne from Utah in a trade for the rights to Kyle Thomas 8/15/17.

2017-18 KOMETS PLAYER BIOS



Culkin, Ryan (CULL-kin)

Fort Wayne Komets

Number **55**

Defense, shoots left, 6-2, 201 lbs. Born: Montreal, Quebec 12/15/1993

Season	Club	League	Regular Season					Playoffs				
			GP	G	A	TP	PM	GP	G	A	TP	PM
2010-11	Quebec	QMJHL	40	6	5	11	12	18	0	5	5	4
2011-12	Quebec	QMJHL	60	6	19	25	28	10	0	7	7	8
2012-13	Quebec	QMJHL	67	5	40	45	46	11	2	4	6	10
2013-14	Quebec	QMJHL	38	5	31	36	26	—	—	—	—	—
	Drummondville	QMJHL	27	3	11	14	18	11	2	9	11	6
2014-15	Adirondack	AHL	37	1	17	18	18	—	—	—	—	—
2015-16	Stockton	AHL	27	1	1	2	10	—	—	—	—	—
	Adirondack	ECHL	33	0	8	8	28	—	—	—	—	—
2016-17	Stockton	AHL	19	0	0	0	4	—	—	—	—	—
	Adirondack	ECHL	16	1	11	12	14	6	1	3	4	4

Profile: 2013-14— Finished four-year juniors career in the QMJHL during which he was selected by Edmonton in the 2013 NHL Entry Draft and led Quebec defensemen during 2012-13 with 40 assists and 45 points in 67 games.

2014-15— Made his pro debut skating 37 AHL games with Adirondack Flames.

2015-16— Split the season between Stockton AHL and Adirondack Thunder ECHL.

2016-17— Logged 19 AHL games with Stockton and added 16 ECHL games with Adirondack.

2017-18— Signed agreement with Tucson AHL and assigned to Fort Wayne 10/2/17.



Crunk, Taylor

Fort Wayne Komets

Number **8**

Left wing, shoots left, 6-0, 215 lbs. Born: San Jacinto, California 1/20/1995

Season	Club	League	Regular Season					Playoffs				
			GP	G	A	TP	PM	GP	G	A	TP	PM
2011-12	Victoria	WHL	39	0	2	2	22	3	1	1	2	4
2012-13	Victoria	WHL	61	3	7	10	65	6	0	1	1	0
2013-14	Victoria	WHL	70	8	9	17	81	9	2	0	2	10
2014-15	Victoria	WHL	71	10	4	14	103	10	1	1	2	6
2015-16	Spruce Grove	AJHL	16	7	6	13	22	—	—	—	—	—
	Vancouver	WHL	44	6	4	10	57	—	—	—	—	—
	Fort Wayne	ECHL	8	1	4	5	8	1	0	0	0	0
2016-17	Fort Wayne	ECHL	42	1	3	4	120	—	—	—	—	—

Profile: 2011-12— Began his juniors career with Victoria in the WHL.

2015-16— Completed five-year juniors career skating 16 games with Spruce Grove in the AJHL before finishing the year with Vancouver in the WHL, amassing juniors career year highs of 13 goals, 10 assists and 23 points. Signed SPC and added to Fort Wayne roster 3/21/16. Scored his first pro goal 3/25/16 vs Toledo. Made his first pro playoff appearance 5/13/16 vs Allen. Placed on 21-day injured reserve 11/25/16. Reactivated from IR 1/4/17.

2016-17— Appeared in 42 games with the Komets and ranked second on the team in penalty minutes with 120.

2017-18— Re-signed with Fort Wayne and added to preseason roster 7/5/17.



Desjardins, Gabriel (day-sjar-DANE)

Fort Wayne Komets

Number **14**

Left wing, shoots left, 6-0, 212 lbs. Born: Montreal, Quebec 11/9/1992

Season	Club	League	Regular Season					Playoffs				
			GP	G	A	TP	PM	GP	G	A	TP	PM
2008-09	Halifax	QMJHL	60	13	12	25	35	—	—	—	—	—
2009-10	Halifax	QMJHL	62	11	21	32	46	—	—	—	—	—
2010-11	Halifax	QMJHL	46	6	3	9	31	2	1	0	1	2
2011-12	Halifax	QMJHL	37	11	10	21	23	—	—	—	—	—
	Quebec	QMJHL	26	12	12	24	12	10	7	5	12	11
2012-13	Rouyn-Noranda	QMJHL	66	32	42	74	47	14	9	6	15	6
2013-14	Lake Erie	AHL	9	0	0	0	4	—	—	—	—	—
2014-15	Florida	ECHL	29	8	9	17	20	6	0	2	2	0
	Charlotte	AHL	12	0	1	1	4	—	—	—	—	—
2015-16	Florida	ECHL	70	11	21	32	50	6	2	1	3	2
2016-17	Fort Wayne	ECHL	64	20	26	46	38	10	5	1	6	0

Profile: 2012-13— Registered a juniors career best 32 goals, 42 assists and 74 assists while skating his fifth and final juniors season with Rouyn-Noranda in the QMJHL. 2013-14— Made his pro debut with Lake Erie in the AHL appearing in nine games.

2014-15— Split the season between the ECHL's Florida Everblades and Charlotte of the AHL. 2015-16— Logged the entire season skating 70 ECHL games with Florida. 2016-17— Had a career year scoring 20 goals, 26 assists and 46 points. Received Fort Wayne's Most Improved Player Award.

2017-18 KOMETS PLAYER BIOS



Fawcett, Tyson (FAW-sit)

Fort Wayne Komets Number **15**

Center, shoots right, 5-7, 165 lbs. Born: Barrie, Ontario 6/8/1993

Season	Club	League	Regular Season					Playoffs				
			GP	G	A	TP	PM	GP	G	A	TP	PM
2009-10	Orangeville	OJHL	45	16	13	29	9	—	—	—	—	—
2010-11	Orangeville	OJHL	10	3	2	5	6	—	—	—	—	—
	Huntsville	OJHL	20	6	13	19	9	1	0	1	1	0
2011-12	Georgetown	OJHL	45	21	31	52	11	18	8	10	18	2
2012-13	Barrie	OHL	62	9	17	26	31	22	1	5	6	10
2013-14	Barrie	OHL	68	26	23	49	38	9	3	5	8	12
2014-15	Brampton	ECHL	59	9	15	24	29	—	—	—	—	—
2015-16	Evansville	ECHL	72	22	20	42	54	—	—	—	—	—
2016-17	Rochester	AHL	2	0	0	0	0	—	—	—	—	—
	Elmira	ECHL	37	2	10	12	40	—	—	—	—	—
	Tulsa	ECHL	12	3	4	7	2	—	—	—	—	—

Profile: 2012-13— Finished two seasons with the Barrie Colts of the OHL scoring totals of 35 goals, 40 assists and 75 points in 130 games and added 15 points (3g, 12a) in 31 playoff games.

2014-15— Made his pro debut appearing in 59 ECHL games with Brampton.

2015-16— Scored career highs of 22 goals and 42 points in 72 games with Evansville.

2016-17— Appeared in two AHL games with Rochester while sharing the season between Elmira and Tulsa in the ECHL.

2017-18— Agreed to terms and added to the Fort Wayne preseason roster 8/16/17. Scored his second pro hat trick in his Fort Wayne and season debut 10/14/17.

2017-18 KOMETS PLAYER BIOS



Hodgman, Justin

Fort Wayne Komets

Number **88**

Center, shoots right, 6-1, 202 lbs. Born: Brampton, Ontario 6/27/1988

Season	Club	League	Regular Season					Playoffs				
			GP	G	A	TP	PM	GP	G	A	TP	PM
2005-06	Erie	OHL	57	7	13	20	55	—	—	—	—	—
2006-07	Erie	OHL	67	19	32	51	63	—	—	—	—	—
2007-08	Erie	OHL	64	37	43	80	75	—	—	—	—	—
	Fort Wayne	IHL	11	4	4	8	7	13	7	7	14	12
2008-09	Erie	OHL	66	24	42	66	71	5	0	1	1	4
	Fort Wayne	IHL	6	2	3	5	20	11	7	5	12	16
2009-10	Toronto	AHL	38	7	5	12	23	—	—	—	—	—
	Toledo	ECHL	33	9	12	21	35	—	—	—	—	—
2010-11	Fort Wayne	IHL	3	1	2	3	0	10	4	12	16	8
	Toronto	AHL	42	12	17	29	44	—	—	—	—	—
	Reading	ECHL	3	0	1	1	4	—	—	—	—	—
2011-12	Pelicans	SM-Liiga Finland	59	14	39	53	123	17	3	8	11	42
2012-13	Magnitogorsk Metallurg	KHL	51	11	20	31	46	7	1	1	2	18
2013-14	Magnitogorsk Metallurg	KHL	18	3	6	9	12	—	—	—	—	—
	Nizhny Novgorod	KHL	14	1	6	7	6	—	—	—	—	—
	Vladivostok	KHL	17	7	3	10	12	5	1	3	4	2
2014-15	Arizona	NHL	5	1	0	1	2	—	—	—	—	—
	Portland	AHL	62	11	24	35	55	—	—	—	—	—
2015-16	Chicago	AHL	15	0	6	6	21	—	—	—	—	—
	Orebro	Swedish HL	11	1	3	4	2	—	—	—	—	—
2016-17	Pardubice	Czech	5	0	2	2	0	—	—	—	—	—
	Pelicans	SM-Liiga Finland	26	10	10	20	80	4	1	1	2	4

Profile: 2007-08— After completing his third OHL season with Erie and leading the Otters for the second consecutive season with 80 points in 64 games, joined the Komets for the final 11 games of the season and made his pro debut helping Fort Wayne win the IHL regular season title before leading the Komets to the 2008 IHL Turner Cup championship with team playoff highs of seven goals, seven assists and 14 points in all 13 games. Highlight of the playoffs was scoring the Turner Cup championship game winner in the third overtime of the seventh game against Port Huron and being named the IHL 2008 Playoffs MVP.

2008-09— Returned to the Erie Otters to complete his fourth and final season in the OHL. Led the Otters for the third straight season with 66 points in 66 games. Returned to Fort Wayne for the final six games of the regular season and again helped the Komets to another regular season title. Appeared in all 11 playoff games and collected his second IHL Turner Cup championship.

2009-10— Signed AHL contract with Rockford, then traded to the Toronto Marlies. Made his AHL debut skating 42 games with the Marlies while also appearing in 33 ECHL games with Toledo before re-joining Fort Wayne for three regular season IHL games. Was on board for his and Fort Wayne's third straight IHL Turner Cup championship ranking second with 12 assists and 16 points.

2010-11— Skated 42 AHL games with Toronto placing fifth with 12 goals and 29 points.

2011-12— Made his European debut with the Pelicans in Finland in the SM-Liiga elite league, leading the Pelicans with 39 assists and ranking second with 53 points in 59 games. Helped the Pelicans for an appearance in the playoff finals.

2012-13— Moved to the Russian KHL (Kontinental Hockey League) where he spent two seasons (through 2013-14) with Magnitogorsk Metallurg, Nizhny Novgorod and Vladivostok.

2014-15— Signed an NHL two-way contract with Arizona and after starting the season with the AHL's Portland Pirates, made the best of his first NHL game by scoring the game-tying goal in a 2-1 overtime win for the Coyotes.

2015-16— Split the season between the AHL's Chicago Wolves and Orebro in the Swedish elite hockey league.

2016-17— Spent the year in Europe returning to the Pelicans in the SM-Liiga in Finland after starting the campaign with Pardubice in the Czech Republic League.

2017-18— Agreed to terms and added to the Fort Wayne preseason roster 7/18/17.

2017-18 KOMETS PLAYER BIOS



Houser, Michael

Fort Wayne Komets Number **41**

Goal, catches left, 6-2, 192 lbs. Born: Youngstown, Ohio 9/13/1992

Season	Club	League	Regular Season							Playoffs							
			GP	W	L	T	Mins	GA	SO	AVE	GP	W	L	Mins	GA	SO	AVE
2008-09	Des Moines	USHL	32	5	18	0	1523	102	0	4.02	—	—	—	—	—	—	—
2009-10	London	OHL	25	17	4	1	1450	75	0	3.10	—	—	—	—	—	—	
2010-11	London	OHL	54	30	19	5	3088	171	1	3.32	—	—	—	—	—	—	
2011-12	London	OHL	62	46	15	1	3698	152	6	2.47	—	—	—	—	—	—	
2012-13	Cincinnati	ECHL	29	17	10	2	1694	72	2	2.55	17	9	8	1154	43	1	2.24
2013-14	San Antonio	AHL	28	12	13	1	1473	75	1	3.05	—	—	—	—	—	—	
	Cincinnati	ECHL	12	5	6	1	724	27	1	2.24	—	—	—	—	—	—	
2014-15	San Antonio	AHL	37	19	9	4	2081	98	2	2.83	1	0	1	64	4	0	3.75
2015-16	Ontario	AHL	6	1	4	0	321	13	0	2.43	1	0	0	20	0	0	0.00
	Manchester	ECHL	16	10	4	2	963	43	0	2.68	—	—	—	—	—	—	
2016-17	Cleveland	AHL	1	0	0	0	20	1	0	3.00	—	—	—	—	—	—	
	Cincinnati	ECHL	41	22	14	3	2300	99	2	2.58	—	—	—	—	—	—	

Profile: 2011-12— Finished three-year stint in the OHL with London where he was named to the OHL First All-Rookie Team in 2009-10 and capped his OHL career with the OHL Goaltender of the Year award, named to the OHL First All-Star Team, named OHL Most Outstanding Player and collected the 2012 OHL championship with London.

2012-13— Made his pro debut with Cincinnati ECHL and helped Cincinnati to the ECHL semifinals appearing in 17 playoff games.

2013-14— Split the season between San Antonio and Cincinnati, making his AHL debut with the Rampage.

2014-15— Logged 37 AHL games with San Antonio.

2015-16— Shared the season with Ontario AHL and Manchester ECHL.

2016-17— Added one AHL game with Cleveland while appearing in 41 ECHL games with Cincinnati.

2017-18— Signed agreement with Tucson AHL and assigned to Fort Wayne 10/2/17. Name ECHL Goaltender of the Week for the first week of the season (10/9/17-10/15/17).



Kravchenko, Dennis

(krav-CHENK-oh) Fort Wayne Komets Number **24**

Center, shoots left, 5-9, 180 lbs. Born: Laguna Niguel, California 3/30/1994

Season	Club	League	Regular Season					Playoffs				
			GP	G	A	TP	PM	GP	G	A	TP	PM
2011-12	Wichita Falls	NAHL	30	9	9	18	75	—	—	—	—	—
	Cedar Rapids	USHL	34	8	13	21	67	2	0	0	0	0
2012-13	Sioux Falls	USHL	56	22	41	63	94	9	2	1	3	14
2013-14	Sioux Falls	USHL	45	13	33	46	92	—	—	—	—	—
2014-15	UMass-Amherst	H East	36	10	23	33	20	—	—	—	—	—
2015-16	UMass-Amherst	H East	32	12	16	28	16	—	—	—	—	—
2016-17	Adirondack	ECHL	41	18	25	43	63	6	4	1	5	7

Profile: 2012-13— Led the Sioux Falls Stampede with 41 assists and 63 points before winning a gold medal while serving as captain of Team USA at the World Junior A Championships in Nova Scotia in the Fall of 2013.

2013-14— Completed a four-year juniors career leading Sioux Falls with 33 assists and adding 13 goals for 46 points in 45 games.

2014-15— Started a two-year collegiate career with the University of Massachusetts-Amherst leading with 23 assists and 33 points in 36 games.

2015-16— Finished his college career with Hockey East totals of 22 goals, 39 assists and 61 points in 68 appearances.

2016-17— Made his pro debut with Adirondack in the ECHL scoring 18 goals and 43 points in 41 games. Led the Thunder in the post season with four goals and five points in six playoff games.

2017-18— Agreed to terms and added to the Fort Wayne roster 6/28/17.

2017-18 KOMETS PLAYER BIOS



Leonard, Curtis

Fort Wayne Komets Number **10**

Defense, shoots left, 6-3, 202 lbs. Born: Napanee, Ontario 9/23/1992

Season	Club	League	Regular Season					Playoffs				
			GP	G	A	TP	PM	GP	G	A	TP	PM
2008-09	Wellington	OJHL	28	0	2	2	10	—	—	—	—	—
2009-10	Wellington	OJHL	50	0	13	13	22	—	—	—	—	—
2010-11	Wellington	OJHL	48	2	20	22	20	20	2	3	5	14
2011-12	R.P.I.	ECAC	39	1	5	6	28	—	—	—	—	—
2012-13	R.P.I.	ECAC	36	5	10	15	16	—	—	—	—	—
2013-14	R.P.I.	ECAC	37	1	11	12	20	—	—	—	—	—
2014-15	R.P.I.	ECAC	39	2	8	10	20	—	—	—	—	—
2015-16	Reading	ECHL	5	0	0	0	2	—	—	—	—	—
	Rochester	AHL	1	0	1	1	0	—	—	—	—	—
	Reading	ECHL	3	0	1	1	0	—	—	—	—	—
2015-16	Fort Wayne	ECHL	10	0	1	1	8	—	—	—	—	—
	Evansville	ECHL	39	1	6	7	26	—	—	—	—	—
2016-17	Fort Wayne	ECHL	65	4	13	17	47	10	0	1	1	0

Profile: 2010-11— Completed three years of juniors with Wellington OJHL leading Dukes defensemen with 20 assists en route to the OJHL Championship. Also won the Hewitt Cup Championship (Central Canadian Junior A).
 2011-12— Selected to the ECAC All-Academic Team with R.P.I. (also in 2012-13).
 2013-14— Led RPI defensemen (T) with 12 points (1g, 11a).
 2014-15— Appointed Team Captain and finished a four-year collegiate career with R.P.I. in the ECAC leading team defensemen with 10 points (2g, 8a). Also made his pro debut appearing in one AHL game with Rochester before skating five ECHL games at the end of the season with Reading.
 2015-16— Started the season logging three games with Reading before being acquired in a trade for cash and added to the Fort Wayne roster 11/18/15. Traded to Evansville for cash 1/13/16.
 2016-17— Scored career highs of 4 goals, 13 assists and 17 points in 65 games.



Lowney, Ryan

(LOWW-nee) (Low as in how) Fort Wayne Komets Number **71**

Defense, shoots left, 5-8, 172 lbs. Born: Redford, Michigan 1/4/1994

Season	Club	League	Regular Season					Playoffs				
			GP	G	A	TP	PM	GP	G	A	TP	PM
2011-12	Youngstown	USHL	40	0	8	8	39	6	0	4	4	0
2012-13	Youngstown	USHL	62	8	32	40	89	9	0	5	5	6
2013-14	Ferris State Univ	WCHA	40	1	13	14	34	—	—	—	—	—
2014-15	Ferris State Univ	WCHA	40	2	11	13	32	—	—	—	—	—
2015-16	Ferris State Univ	WCHA	41	2	12	14	22	—	—	—	—	—
2016-17	Ferris State Univ	WCHA	37	2	15	17	40	—	—	—	—	—
	Fort Wayne	ECHL	14	1	5	6	2	8	0	4	4	2

Profile: 2013-14— Made his collegiate debut with Ferris State University WCHA. Finished the year fourth on the Bulldogs with a +16 rating.
 2014-15— Helped Ferris State earn a berth in the WCHL Final Five.
 2015-16— Was on board for an appearance in an NCAA Regional Final as well as Ferris State's first WCHA Tournament Championship in team history.
 2016-17— Completed his four-year college career at Ferris State scoring two goals and 15 assists in 37 games for collegiate totals of seven goals, 51 assists and 58 points in 158 games. Signed player tryout agreement with Fort Wayne 3/9/17. Scored his first pro points (2 assists) 3/22/17 vs Norfolk. Scored his first pro goal 4/1/17 at Indy. Scored his first pro playoff point (assist) in his first pro playoff appearance 4/14/17 vs Quad City.

2017-18 KOMETS PLAYER BIOS



Maggio, Daniel (MAH-jee-oh)

Fort Wayne Komets

Number **7**

Defense, shoots right, 6-3, 210 lbs. Born: Windsor, Ontario 3/4/1991

Season	Club	League	Regular Season					Playoffs				
			GP	G	A	TP	PM	GP	G	A	TP	PM
2007-08	Sudbury	OHL	64	5	15	20	96	—	—	—	—	—
2008-09	Sudbury	OHL	44	2	14	16	60	6	1	0	1	12
2009-10	Sudbury	OHL	66	9	22	31	121	3	0	2	2	2
2010-11	Guelph	OHL	12	0	5	5	20	—	—	—	—	—
	Oshawa	OHL	32	2	7	9	77	10	1	2	3	22
2011-12	Oshawa	OHL	66	7	12	19	117	6	0	0	0	8
	Fort Wayne	CHL	—	—	—	—	—	15	2	3	5	14
2012-13	Bridgeport	AHL	1	0	0	0	2	—	—	—	—	—
	Lake Erie	AHL	25	1	3	4	110	—	—	—	—	—
	Fort Wayne	ECHL	43	5	13	18	147	—	—	—	—	—
2013-14	Lake Erie	AHL	46	0	2	2	197	—	—	—	—	—
	Denver	CHL	1	0	1	1	2	—	—	—	—	—
2014-15	Lake Erie	AHL	48	1	3	4	215	—	—	—	—	—
2015-16	San Antonio	AHL	36	1	2	3	116	—	—	—	—	—
2016-17	Toronto	AHL	4	1	1	2	9	—	—	—	—	—
	Orlando	ECHL	33	3	6	9	77	4	1	1	2	14

Profile: 2009— Selected by the New York Rangers in the sixth round of the 2009 NHL Entry Draft.

2011-12— Completed five seasons of OHL play, finishing with Oshawa before joining the Komets for his pro debut in the 2012 CHL playoffs and helping Fort Wayne win the Presidents' Cup Championship.

2012-13— Shared the season with the Komets ECHL and Lake Erie (AHL). Selected to the 2013 ECHL All-Star Team. Ranked second with the Komets with 147 penalty minutes.

2014-15— Spent the entire season with Lake Erie AHL leading the Monsters in penalty minutes with 215.

2015-16— Added 36 AHL games with San Antonio.

2016-17— Skated his second ECHL season appearing in 33 games with Orlando while logging four AHL games with Toronto.

2017-18— Participated in Stockton's AHL training camp. Agreed to terms and added to Fort Wayne roster 10/10/17.



Roy, Marco (Wah)

Fort Wayne Komets

Number **21**

Center, shoots left, 6-1, 182 lbs. Born: Boisbriand, Quebec 11/5/1994

Season	Club	League	Regular Season					Playoffs				
			GP	G	A	TP	PM	GP	G	A	TP	PM
2010-11	Montreal	QMJHL	3	0	1	1	0	—	—	—	—	—
2011-12	Blainville-Boisbriand	QMJHL	63	17	22	39	29	11	6	8	14	14
2012-13	Blainville-Boisbriand	QMJHL	65	29	38	67	68	15	6	13	19	10
2013-14	Blainville-Boisbriand	QMJHL	39	14	21	35	39	20	4	8	12	14
2014-15	Quebec	QMJHL	59	26	24	50	43	14	3	8	11	2
2015-16	Norfolk	ECHL	10	1	5	6	19	—	—	—	—	—
	Bakersfield	AHL	42	8	12	20	18	—	—	—	—	—
2016-17	Utica	AHL	23	1	5	6	6	—	—	—	—	—
	Alaska	ECHL	5	1	0	1	0	—	—	—	—	—

Profile: 2014-15— Completed five-year juniors career in the QMJHL where he was named a 2013-14 QMJHL All-Star.

2015-16— Made his pro debut splitting the season with Bakersfield AHL and Norfolk ECHL.

2016-17— Added 23 AHL games with Utica and appeared in five ECHL games with Alaska.

2017-18— Participated in the Toronto Marlies AHL training camp. Signed PTO with Fort Wayne and added to preseason roster 10/3/17. Skated all three preseason games and led the Komets with three assists and five points.

2017-18 KOMETS PLAYER BIOS



Schaafsma, Jamie (SHAFFS-muh) Fort Wayne Komets Number **22**

Player/Assistant Coach, Center, shoots left, 6-2, 200 lbs. Born: Chatham, Ontario 2/11/1983

Season	Club	League	Regular Season					Playoffs				
			GP	G	A	TP	PM	GP	G	A	TP	PM
2004-05	Geleen	Holland	23	20	15	35	18	4	1	4	5	10
2005-06	Geleen	Holland	39	13	31	44	58	4	4	0	4	4
2006-07	Amsterdam	Holland	24	18	17	35	61	5	3	2	5	8
	Netherlands	WC D1	5	3	3	6	10	—	—	—	—	—
2007-08	Fassa	Italy	32	20	25	45	38	8	7	4	11	4
	Netherlands	WC D1	5	4	1	5	6	—	—	—	—	—
2008-09	Fischtown	Germany2	25	9	12	21	47	—	—	—	—	—
	Bolzano	Italy	12	2	4	6	26	2	2	0	2	0
	Netherlands	WC D1	5	5	2	7	0	—	—	—	—	—
2009-10	Flint	IHL	75	30	35	65	109	12	6	8	14	8
2010-11	Gherdeina	Italy2	30	18	28	46	36	15	13	9	22	16
	Netherlands	WC D1	4	2	2	4	2	—	—	—	—	—
2011-12	Gherdeina	Italy2	37	25	31	56	76	16	13	18	31	20
2012-13	Allen	CHL	66	24	23	47	50	19	5	7	12	16
	Houston	AHL	1	0	0	0	0	—	—	—	—	—
2013-14	Allen	CHL	61	21	34	55	50	17	10	10	20	18
2014-15	Allen	ECHL	72	17	32	49	54	25	5	11	16	12
2015-16	Fort Wayne	ECHL	70	25	14	39	46	16	3	6	9	16
2016-17	Fort Wayne	ECHL	53	17	45	62	36	10	5	1	6	6

Profile: 2004-05— Began his career in Europe appearing in 23 games with Geleen of the Holland elite league.
 2006-07— Won his first of two Dutch Beker Cup Championships with Netherlands.
 2007-08— Led Fassa with 20 goals and 45 points in 32 regular season games in the Italy elite league before repeating with Netherlands for a second Dutch Beker Cup Championship.
 2008-09— Won the Italy Championship with Bolzano before leading Netherlands to the World Championship with five goals.
 2009-10— Made his American pro debut skating 75 games with Flint in the IHL, leading the Generals with career highs of 30 goals and 65 points.
 2012-13— Won the first of three straight league championships with Allen in the CHL. Also logged an AHL game in Houston.
 2013-14— Ranked third on Allen with 21 goals and added 34 assists for 54 points in 61 regular season games before leading the Americans to their second CHL Presidents' Cup Championship with 10 goals, 10 assists and 20 points in 17 playoff games.
 2014-15— Was on board with Allen for their move to the ECHL and their third straight league championship, scoring five goals and 16 points in 25 playoff games en route to capturing the Kelly Cup.
 2015-16— Agreed to terms with Fort Wayne 8/18/15 for his 12th pro year. Named Komet Captain. Recorded his first three-point (1g, 2a) game of year 1/8/16 at Quad City and 100th ECHL regular season game. Won Fort Wayne's Unsung Hero Award for the year.
 2016-17— Scored his 100th regular season ECHL point (goal) 11/13/16 at Wichita. Skated his 200th ECHL career game (regular season and playoffs) 12/4/16 vs Utah. Placed on I.R. 2/13/17. Activated from injured reserve 3/10/17. Received Fort Wayne's True Komet Award.
 2017-18— Re-signed with Fort Wayne and added to preseason roster 7/5/17. Serving his second straight season as player/assistant coach.
 American pro totals through 2016-17: (Flint IHL, Allen CHL and ECHL): 397gp, 134g, 183a, 317pts.

2017-18 KOMETS PLAYER BIOS



Shea, Bobby (SHAY)

Fort Wayne Komets

Number **17**

Defense, shoots right, 5-11, 195 lbs. Born: Harrison Township, Michigan 7/20/1990

Season	Club	League	Regular Season					Playoffs				
			GP	G	A	TP	PM	GP	G	A	TP	PM
2007-08	Green Bay	USHL	55	2	8	10	137	—	—	—	—	—
2008-09	Green Bay	USHL	52	4	3	7	152	7	1	1	2	8
2009-10	Bowling Green	CCHA	19	0	0	0	55	—	—	—	—	—
2010-11	Bowling Green	CCHA	37	1	6	7	63	—	—	—	—	—
2011-12	Bowling Green	CCHA	43	4	5	9	65	—	—	—	—	—
2012-13	Bowling Green	CCHA	40	4	16	20	56	—	—	—	—	—
	Reading	ECHL	4	0	1	1	17	15	2	1	3	21
2013-14	Rockford	AHL	29	3	4	7	84	—	—	—	—	—
	Toledo	ECHL	19	2	2	4	22	—	—	—	—	—
2014-15	Hamilton	AHL	24	1	4	5	53	—	—	—	—	—
	Wheeling	ECHL	36	2	8	10	93	3	0	0	0	12
2015-16	South Carolina	ECHL	64	5	24	29	180	19	1	7	8	20
	Hershey	AHL	3	0	1	1	2	—	—	—	—	—
2016-17	Rochester	AHL	10	0	0	0	7	—	—	—	—	—
	Fort Wayne	ECHL	23	3	12	15	55	3	0	1	1	2

Profile: 2008-09— Finished two years of juniors with Green Bay in the USHL. Led the Gamblers with 152 penalty minutes.
 2012-13— Completed a four-year collegiate career with Bowling Green. Led Falcons defensemen with 16 assists and 20 points. Was named to the CCHA All-Conference Second All-Star Team. Made his pro debut appearing in four regular season games with Reading in the ECHL before helping the Royals to the Kelly Cup Championship in his first pro playoff appearance.
 2013-14— Split the season with Toledo and Rockford while making his AHL debut with the IceHogs.
 2015-16— Logged three AHL games with Hershey and recorded a career year skating 64 ECHL games with South Carolina, leading Stingrays defensemen with 24 assists and 29 points and accumulated a team-high 180 penalty minutes.
 2016-17— Preseason, attended Chicago's AHL training camp. Released from Chicago camp 10/9/16. Signed PTO with Rochester AHL 12/28/16 and posted +3 and seven penalty minutes in 10 games before being released from his PTO. Returned to Fort Wayne 3/10/17. Placed on IR 4/1/17.
 2017-18— Agreed to terms and added to Fort Wayne preseason roster 6/20/17.
 ECHL totals: 146gp, 12g, 47a, 59pts, 367pim, +19.



Sol, Cody (SOLE)

Fort Wayne Komets

Number **44**

Defense, shoots left, 6-5, 242 lbs. Born: Woodstock, Ontario 2/11/1991

Season	Club	League	Regular Season					Playoffs				
			GP	G	A	TP	PM	GP	G	A	TP	PM
2007-08	Saginaw	OHL	12	0	0	0	4	1	0	0	0	0
2008-09	Saginaw	OHL	66	1	6	7	128	8	0	0	0	0
2009-10	Saginaw	OHL	55	7	8	15	151	6	0	0	0	8
	Chicago	AHL	1	0	0	0	0	—	—	—	—	—
2010-11	Kitchener	OHL	60	4	13	17	114	7	0	3	3	10
2011-12	Kitchener	OHL	62	15	23	38	178	16	4	8	12	29
2012-13	Colorado	ECHL	25	5	3	8	109	—	—	—	—	—
	St. John's	AHL	26	1	3	4	63	—	—	—	—	—
2013-14	St. John's	AHL	1	0	0	0	0	—	—	—	—	—
	Ontario	ECHL	65	6	10	16	121	4	0	2	2	6
2014-15	Fort Wayne	ECHL	72	7	11	18	154	12	1	1	2	17
2015-16	Fort Wayne	ECHL	65	2	19	21	259	16	2	4	6	20
2016-17	Fort Wayne	ECHL	56	7	17	24	162	10	1	3	4	4

Profile: 2007-08— Made his juniors debut in the OHL appearing in 12 games with the Saginaw Spirit.
 2009-10— Selected by Atlanta in round 5 of the 2009 NHL Entry Draft. Made his pro debut appearing in one AHL game with Chicago.
 2011-12— Completed his 5-year juniors career in the OHL leading Kitchener defensemen with 15 goals and 178 penalty minutes.
 2012-13— Split the season skating 26 AHL games with St. John's and 25 with Colorado in the ECHL.
 2014-15— Scored seven goals, 11 assists and 18 points while leading the Komets with 154 penalty minutes.
 2015-16— Participated in San Antonio's training camp. Skated his 200th pro game 11/15/15 at Quad City. Dished his first 3-assist game of the season 1/31/16 at Kalamazoo. Scored his first goal of the season 2/2/16 at Brampton. Led the Komets with a career season high 259 penalty minutes. Received the Komets' Bud Gallmeier Memorial Trophy for Community Service Award.
 2016-17— Placed on I.R. 12/19/16. Activated from I.R. 1/27/17. Skated his 300th pro regular season game 3/22/17 vs Norfolk. Logged a career year with seven goals, 17 assists and 24 points in 56 games. Led the Komets with 162 penalty minutes for the third straight season. Named Fort Wayne's Defenseman of the Year.
 2017-18- Agreed to terms and added to Fort Wayne preseason roster 7/12/17.

2017-18 KOMETS PLAYER BIOS



Szydlowski, Shawn

(sid-LOW-ski) (LOW as in HOW)

Fort Wayne Komets

Number **27**

Right wing, shoots right, 6-0, 208 lbs. Born: St. Clair Shores, Michigan 8/5/1990

Season	Club	League	Regular Season					Playoffs				
			GP	G	A	TP	PM	GP	G	A	TP	PM
2007-08	Erie	OHL	66	9	16	25	57	—	—	—	—	—
2008-09	Erie	OHL	61	23	23	46	80	5	3	0	3	14
2009-10	Erie	OHL	65	21	27	48	90	4	1	4	5	2
2010-11	Erie	OHL	66	41	37	78	79	7	2	5	7	14
	Portland	AHL	2	0	0	0	0	—	—	—	—	—
2011-12	Rochester	AHL	53	0	8	8	21	—	—	—	—	—
	Gwinnett	ECHL	6	1	2	3	0	—	—	—	—	—
2012-13	Rochester	AHL	7	0	0	0	0	—	—	—	—	—
	Fort Worth	CHL	45	10	16	26	41	7	2	4	6	12
2013-14	Fort Wayne	ECHL	63	11	15	26	46	11	6	5	11	4
2014-15	Binghamton	AHL	3	0	0	0	2	—	—	—	—	—
	Lake Erie	AHL	5	0	0	0	5	—	—	—	—	—
	Norfolk	AHL	3	0	1	1	0	—	—	—	—	—
	Fort Wayne	ECHL	57	38	36	74	50	8	2	4	6	4
2015-16	Fort Wayne	ECHL	62	25	50	75	82	16	10	9	19	15
2016-17	Cleveland	AHL	7	1	0	1	2	—	—	—	—	—
	Fort Wayne	ECHL	50	25	41	66	94	10	2	7	9	4

Profile: 2010-11— Completed four years of OHL play with the Erie Otters and made his pro debut appearing in two AHL games with Portland. Signed a three-year, entry level NHL contract with the Buffalo Sabres as an undrafted free agent 4/8/2011.

2011-12— Skated 53 AHL games in his rookie season with Rochester and made his ECHL debut playing six games with Gwinnett.

2012-13— Played the majority of the season in the CHL with the Fort Worth Brahmas (45 gp) and also skated seven games with Rochester.

2013-14— Assigned to Fort Wayne by Rochester 10/23/13. Named Komets' 2013-14 Most Improved Player. Led Komets in playoffs with six goals, five assists (tied) and 11 points.

2014-15— Participated in the Lake Erie AHL training camp. Released and added to the Fort Wayne roster 10/8/14. Scored his first pro hat trick, tied Fort Wayne record of five goals in a game by a player and tied the ECHL record of three short-handed goals in a game 3/21/15 vs Missouri, 6-4 win. Named to 2014-15 All-ECHL First Team. Led Komets with 38 goals and 74 points during regular season. Named Komets Most Valuable Player for 2014-15.

2015-16— Scored his first hat trick of the season, second as a Komet, 12/19/15 vs Brampton (natural hat trick, three goals in 5:02. Logged his first career five-assist game 3/12/16 at Alaska and his fifth assist of the game marked his 200th pro point. Named the ECHL Player of the Month for March 2016. Named to the 2015-16 All-ECHL Second Team. Fort Wayne's scoring leader for second straight season with 25 goals and 75 points and dished a career season high 50 assists. Named Fort Wayne's Stonewall Defensive Forward of the season and MVP for 2015-16. Led the Komets in playoffs with 19 points and co-led with Garrett Thompson with 10 goals.

2016-17— Preseason, attended Grand Rapids' AHL training camp. Released from Grand Rapids camp 10/9/16. Scored his second Fort Wayne career four-goal game and third Fort Wayne career hat trick 12/27/16 vs Indy (8-6 win). Reached his 100th pro regular season point with his first of four goals 12/27/16 vs Indy. Named ECHL All-Star Team captain and starter for the 2017 ECHL All-Star Classic. Signed AHL PTO with Cleveland 1/11/17. Scored his first AHL goal with Cleveland 1/24/17 at Milwaukee. Released from his PTO with Cleveland and returned to Fort Wayne 2/21/17. Ranked third on the Komets with 25 goals and 66 points. Reached 25 goals for the third straight season. Named Fort Wayne's Defensive Forward of the Season.

2017-18— Agreed to terms and added to Fort Wayne preseason roster 8/7/17 for his fifth straight season and seventh pro season.

ECHL career totals prior to 2017-18: 238 games, 100 goals, 144 assists, 244 points.

Career totals prior to 2017-18: 363 games, 111 goals, 169 assists, 280 points.

2017-18 KOMETS PLAYER BIOS



Thompson, Garrett

Fort Wayne Komets

Number **48**

Left wing, shoots left, 6-3, 206 lbs. Born: Traverse City, MI 3/7/90

Season	Club	League	Regular Season					Playoffs				
			GP	G	A	TP	PM	GP	G	A	TP	PM
2007-08	Traverse City	NAHL	24	5	2	7	27	—	—	—	—	—
2008-09	Traverse City	NAHL	40	11	12	23	26	—	—	—	—	—
2009-10	Traverse City	NAHL	57	24	26	50	75	—	—	—	—	—
2010-11	Ferris State Univ	CCHA	18	4	2	6	2	—	—	—	—	—
2011-12	Ferris State Univ	CCHA	41	11	12	23	20	—	—	—	—	—
2012-13	Ferris State Univ	CCHA	37	11	15	26	22	—	—	—	—	—
2013-14	Ferris State Univ	CCHA	43	16	16	32	42	—	—	—	—	—
	Binghamton	AHL	7	1	2	3	0	2	0	0	0	0
2014-15	Binghamton	AHL	65	6	8	14	33	—	—	—	—	—
2015-16	San Antonio	AHL	32	6	7	13	6	—	—	—	—	—
	Fort Wayne	ECHL	35	11	19	30	33	16	10	2	12	20
2016-17	Fort Wayne	ECHL	65	20	26	46	55	10	1	4	5	4

Profile: 2010-11- Began a four-year CCHA college career at Ferris State University.

2011-12— Helped the Bull Dogs to an NCAA Regular Season Championship.

2012-13-- Ranked second with Ferris State with 15 assists and 26 points in 26 games.

2013-14— Led Ferris State with 16 goals and 32 points in 43 games. Made his pro debut appearing in seven AHL games with Binghamton.

2014-15— Skated his first full pro season with Binghamton appearing in 65 games.

2015-16— Agreed to terms and added to the Fort Wayne preseason roster 10/8/15. Made his ECHL debut 10/16/15 at Kalamazoo scoring a goal and two assists in a 5-3 Komet win. Skated 32 AHL games on loan to San Antonio from 1/18/16 to 4/9/16. Scored his first pro playoff goal/point 4/16/16 vs Cincinnati. Co-led the Komets (with Szydlowski) in the playoffs with 10 goals.

2016-17— Registered his 100th pro point (regular season and playoffs) 1/27/17 at Elmira (assist). Posted his 100th pro regular season point (assist) 3/22/17 vs Norfolk. Had a career year scoring 20 goals and 46 points.

2017-18— Agreed to terms and added to Fort Wayne preseason roster 6/22/17.

2016-17 SEASON REVIEW

ECHL 2016-17 FINAL STANDINGS

EASTERN CONFERENCE

NORTH															
	GP	W	L	OTL	SOL	PTS	PCT	GF	GA	PIM	HOME	ROAD	LAST TEN	STREAK	S/O
1. xy Adirondack	72	41	20	7	4	93	0.646	266	218	907	22-8-3-3	19-12-4-1	9-0-1-0	10-0-1-0	3-4
2. x Reading	72	41	25	4	2	88	0.611	255	217	770	20-14-2-0	21-11-2-2	5-3-2-0	4-0-0-0	1-2
3. x Brampton	72	40	24	3	5	88	0.611	263	256	868	20-12-1-3	20-12-2-2	5-4-0-1	1-0-0-0	1-5
4. x Manchester	72	37	24	7	4	85	0.590	264	252	855	23-9-3-1	14-15-4-3	5-5-0-0	0-1-0-0	1-4
5. Wheeling	72	34	30	8	0	76	0.528	244	239	900	21-11-4-0	13-19-4-0	3-5-2-0	0-1-0-0	1-0
6. Elmira	72	17	47	7	1	42	0.292	171	279	997	13-20-3-0	4-27-4-1	3-7-0-0	0-5-0-0	1-1
SOUTH															
	GP	W	L	OTL	SOL	PTS	PCT	GF	GA	PIM	HOME	ROAD	LAST TEN	STREAK	S/O
1. xy Florida	72	46	21	2	3	97	0.674	275	219	1058	25-7-1-3	21-14-1-0	5-5-0-0	1-0-0-0	2-3
2. x Greenville	72	40	26	5	1	86	0.597	251	252	927	22-10-3-1	18-16-2-0	5-4-1-0	0-1-0-0	2-1
3. x South Carolina	72	40	28	3	1	84	0.583	227	211	1061	22-12-2-0	18-16-1-1	7-2-1-0	4-0-0-0	1-1
4. x Orlando	72	36	26	7	3	82	0.569	260	258	1009	19-11-3-3	17-15-4-0	5-4-1-0	0-1-0-0	3-3
5. Cincinnati	72	36	29	6	1	79	0.549	200	209	949	22-10-4-0	14-19-2-1	4-3-2-1	1-0-2-1	4-1
6. Atlanta	72	27	37	6	2	62	0.431	234	278	1052	14-19-3-0	13-18-3-2	3-7-0-0	1-0-0-0	1-2
7. Norfolk	72	26	40	6	0	58	0.403	214	271	868	14-17-5-0	12-23-1-0	2-6-2-0	0-3-2-0	5-0

WESTERN CONFERENCE

CENTRAL															
	GP	W	L	OTL	SOL	PTS	PCT	GF	GA	PIM	HOME	ROAD	LAST TEN	STREAK	S/O
1. xyz Toledo	72	51	17	2	2	106	0.736	302	191	849	26-7-1-2	25-10-1-0	6-3-0-1	3-0-0-0	3-2
2. x Fort Wayne	72	45	19	6	2	98	0.681	264	210	1292	28-7-0-1	17-12-6-1	7-2-1-0	2-0-0-0	2-2
3. x Quad City	72	40	28	2	2	84	0.583	232	220	946	20-12-2-2	20-16-0-0	5-5-0-0	0-3-0-0	6-2
4. x Kalamazoo	72	38	30	1	3	80	0.556	222	237	867	20-13-1-2	18-17-0-1	6-4-0-0	1-0-0-0	3-3
5. Tulsa	72	27	37	6	2	62	0.431	194	241	1247	15-17-4-0	12-20-2-2	1-7-1-1	0-2-0-0	3-2
6. Indy	72	23	42	3	4	53	0.368	196	290	849	13-19-2-2	10-23-1-2	6-3-0-1	0-2-0-0	2-4
7. Wichita	72	21	44	6	1	49	0.340	189	278	1291	10-25-1-0	11-19-5-1	3-4-3-0	0-1-0-0	1-1
MOUNTAIN															
	GP	W	L	OTL	SOL	PTS	PCT	GF	GA	PIM	HOME	ROAD	LAST TEN	STREAK	S/O
1. xy Allen	72	49	17	4	2	104	0.722	294	203	1432	25-8-2-1	24-9-2-1	9-0-1-0	15-0-1-0	2-2
2. x Colorado	72	47	20	2	3	99	0.688	265	206	1415	24-9-1-2	23-11-1-1	5-5-0-0	1-0-0-0	2-3
3. x Idaho	72	43	22	5	2	93	0.646	234	206	1122	22-11-3-0	21-11-2-2	8-2-0-0	4-0-0-0	6-2
4. x Utah	72	36	29	5	2	79	0.549	225	240	1312	18-13-3-2	18-16-2-0	7-3-0-0	1-0-0-0	3-2
5. Missouri	72	33	30	4	5	75	0.521	233	241	1040	19-14-1-2	14-16-3-3	5-4-1-0	0-1-0-0	3-5
6. Alaska	72	32	30	3	7	74	0.514	219	230	1154	15-17-0-4	17-13-3-3	2-7-0-1	0-4-0-0	1-7
7. Rapid City	72	26	38	8	0	60	0.417	215	256	917	11-21-4-0	15-17-4-0	3-7-0-0	0-1-0-0	1-0

x = Clinched Playoff Position
 y = Clinched Division
 z = Regular Season Champion

2016-17 SEASON REVIEW

Fort Wayne Komets 2016-17 Regular Season Team Statistics -Final-

No.	PLAYER	POS	GP	G	A	PTS	+/-	PIM	PP	PPA	SHG	SHA	GW	FG	IG	OT	UA	EN	SOG	SOA	SGW	SO%	SH	SH%
13	* Mike Cazzola	C	67	30	46	76	32	50	10	11	0	1	6	4	4	0	2	3	0	2	0	0.0	157	19.1
24	Kyle Thomas	RW	58	27	42	69	19	63	10	12	2	1	5	6	5	0	1	1	0	1	0	0.0	193	14.0
19	Shawn Szydlowski	RW	50	25	41	66	27	94	5	16	4	0	3	3	5	0	2	2	0	2	0	0.0	185	13.5
22	Jamie Schaafsma	C	53	17	45	62	15	36	6	18	0	2	3	0	0	0	0	0	1	1	1	100.0	140	12.1
15	Mike Embach	LW	61	18	33	51	10	47	3	3	2	0	5	4	3	0	0	0	1	1	1	100.0	172	10.5
25	Travis Ewanyk (total)	C	74	20	27	47	-13	91	5	2	0	1	2	5	3	0	2	2	0	0	0	0.0	239	8.4
	IDH	C	46	16	21	37	-11	69	5	2	0	0	1	3	3	0	2	2	0	0	0	0.0	153	10.5
	FW	C	28	4	6	10	-2	22	0	0	0	1	1	2	0	0	0	0	0	0	0	0.0	86	4.7
14	Gabriel Desjardins	LW	64	20	26	46	20	38	1	7	0	0	4	6	0	0	1	1	0	1	0	0.0	191	10.5
48	Garrett Thompson	LW	65	20	26	46	13	55	3	5	1	0	3	5	2	1	0	0	0	0	0	0.0	164	12.2
4	Jason Binkley	D	67	7	37	44	19	40	2	10	0	2	0	2	1	0	0	0	0	0	0	0.0	154	4.5
28	Brett Perlini (total)	C	60	23	15	38	-10	22	1	2	1	0	1	7	2	1	1	0	0	3	0	0.0	137	16.8
	RC	C	25	9	3	12	-15	8	1	1	1	0	0	4	1	0	1	0	0	0	0	0.0	52	17.3
	WIC	C	2	0	0	0	-1	2	0	0	0	0	0	0	0	0	0	0	0	0	0	0.0	0	0.0
	FW	C	33	14	12	26	6	12	0	1	0	0	1	3	1	1	0	0	0	3	0	0.0	85	16.5
39	x Trevor Cheek	LW	35	19	15	34	11	80	4	3	1	1	6	0	1	0	3	0	2	3	0	66.7	164	11.6
9	Mason Baptista	C	56	16	14	30	3	64	3	3	0	1	3	4	0	0	1	0	0	0	0	0.0	109	14.7
44	Cody Sol	D	56	7	17	24	39	162	1	1	1	0	0	0	0	0	0	1	0	0	0	0.0	118	5.9
71	x Brady Vail	F	24	8	12	20	1	6	0	4	0	0	1	1	1	0	0	0	0	0	0	0.0	59	13.6
10	Curtis Leonard	D	65	4	13	17	30	47	0	1	0	0	1	0	1	0	0	0	0	0	0	0.0	64	6.3
55	x Colin Mulvey (total)	RW	49	9	7	16	-11	8	1	1	0	0	2	0	1	1	1	0	0	1	0	0.0	106	8.5
	CIN	RW	34	7	4	11	-7	6	1	0	0	0	1	0	1	0	1	0	0	0	0	0.0	79	8.9
	FW	RW	15	2	3	5	-4	2	0	1	0	0	1	0	0	1	0	0	0	1	0	0.0	27	7.4
17	x Bobby Shea	D	23	3	12	15	1	55	1	4	0	0	0	1	0	0	0	0	0	0	0	0.0	34	8.8
28	*x David Friedmann	RW	27	7	6	13	6	15	2	0	0	0	0	2	0	0	0	0	0	0	0	0.0	40	17.5
7	x Kyle Follmer (total)	D	40	4	9	13	15	29	0	1	0	0	0	0	1	0	0	0	0	0	0	0.0	33	12.1
	QC	D	1	0	0	0	-2	2	0	0	0	0	0	0	0	0	0	0	0	0	0	0.0	1	0.0
	FW	D	39	4	9	13	17	27	0	1	0	0	0	0	1	0	0	0	0	0	0	0.0	32	12.5
29	Will Weber	D	67	3	6	9	4	76	0	0	0	0	0	0	0	0	0	0	0	0	0	0.0	86	3.5
23	Dan Milan	D	61	1	8	9	8	73	0	0	0	2	0	0	0	0	0	0	0	0	0	0.0	63	1.6
27	x Devin Mantha (total)	RW	25	2	4	6	2	2	1	1	0	0	0	1	0	0	0	0	0	0	0	0.0	34	5.9
	FW	RW	25	2	4	6	2	2	1	1	0	0	0	1	0	0	0	0	0	0	0	0.0	34	5.9
71	* Ryan Lowney	D	14	1	5	6	3	2	1	0	0	0	0	0	0	0	0	0	0	0	0	0.0	28	3.6
38	*x Kyle Flemington (total)	D	37	1	3	4	3	53	0	0	0	0	0	0	0	0	0	0	0	0	0	0.0	23	4.3
	WHL	D	19	1	0	1	-1	27	0	0	0	0	0	0	0	0	0	0	0	0	0	0.0	12	8.3
	FW	D	18	0	3	3	4	26	0	0	0	0	0	0	0	0	0	0	0	0	0	0.0	11	0.0
8	* Taylor Crunk	LW	42	1	3	4	-3	120	0	0	0	1	0	0	0	0	0	0	0	0	0	0.0	29	3.4
3	x Gabriel Beaupre	D	11	2	0	2	-6	14	2	0	0	0	0	0	1	0	0	0	0	0	0	0.0	21	9.5
38	x Andrew Huff	F	4	0	1	1	-1	2	0	0	0	0	0	0	0	0	0	0	0	0	0	0.0	9	0.0
34	*x P.J. Musico	G	5	0	1	1	0	0	0	1	0	0	0	0	0	0	0	0	0	0	0	0.0	0	0.0
94	*x Brent Tate	LW	5	0	1	1	-1	18	0	0	0	0	0	0	0	0	0	0	0	0	0	0.0	6	0.0
55	*x Frank Schumacher	D	9	0	1	1	0	2	0	0	0	0	0	0	0	0	0	0	0	0	0	0.0	8	0.0
60	*x Keegan Asmundson	G	3	0	0	0	0	0	0	0	0	0	0	0	0	0	0	0	0	0	0	0.0	0	0.0
25	x Stephon Thorne	LW	4	0	0	0	0	14	0	0	0	0	0	0	0	0	0	0	0	0	0	0.0	2	0.0
35	x Eric Hartzell	G	19	0	0	0	0	2	0	0	0	0	0	0	0	0	0	0	0	0	0	0.0	0	0.0
31	Pat Nagle	G	25	0	0	0	0	0	0	0	0	0	0	0	0	0	0	0	0	0	0	0.0	1	0.0
60	Garrett Bartus	G	33	0	0	0	0	4	0	0	0	0	0	0	0	0	0	0	0	0	0	0.0	2	0.0
	BENCH		72	2				20														0.0	2	
	TOTALS		72	264	448	710	273	1290	55	103	11	12	43	44	26	3	10	8	4	15	2	26.7	2476	10.6
No.	GOALIE	GP	MINS	W	L	OTL	SOL	SO	EN	GA	GAA	SOGP	SOW	SOL	SOGA	SOA	SO%	SA	SVS	SV%				
31	Pat Nagle	25	1267	15	3	2	2	2	1	47	2.23	3	1	2	3	11	0.727	559	512	0.916				
60	Garrett Bartus	33	1745	21	7	1	0	4	3	78	2.68	1	1	0	1	5	0.800	822	744	0.905				
35	x Eric Hartzell	19	950	7	7	2	0	1	2	54	3.41	0	0	0	0	0	0.000	483	429	0.888				
34	*x P.J. Musico	5	260	1	2	1	0	0	1	15	3.46	0	0	0	0	0	0.000	129	114	0.884				
60	*x Keegan Asmundson	3	110	1	0	0	0	0	0	7	3.83	0	0	0	0	0	0.000	42	35	0.833				
	Empty Net		30							7								7						
	Totals	85	4332	45	19	6	2	8	7	208	2.86	4	2	2	4	16	0.750	2042	1834	0.898				

Shared shutouts: Oct 28, 2016 vs Allen: Eric Hartzell and Pat Nagle

x - inactive, * - rookie

2016-17 SEASON REVIEW

Fort Wayne Komets 2016-17 Regular Season Game-by-Game -Final-

Date	Opponent	Result	Record	Score	GWG	Goaltender	Opposing Goaltender	Attend
Oct. 14	at Quad City	W	1-0-0-0	6-2	Jamie Schaafsma	Pat Nagle (2 GA, 23 SVS)	Adam Vay (5 GA, 18 SVS)	4549
Oct. 15	Quad City	W	2-0-0-0	3-1	Mike Cazzola	Pat Nagle (1 GA, 26 SVS)	C.J. Motte (3 GA, 26 SVS)	8751
Oct. 21	at Kalamazoo	W	3-0-0-0	2-1	Kyle Thomas	Pat Nagle (1 GA, 33 SVS)	Joel Martin (2 GA, 26 SVS)	2331
Oct. 22	Kalamazoo	L	3-1-0-0	1-4		Eric Hartzell (3 GA, 28 SVS)	Nic Riopel (1 GA, 41 SVS)	7254
Oct. 28	Allen	W	4-1-0-0	5-0	Mike Cazzola	*Eric Hartzell (0 GA, 24 SVS) *Pat Nagle (St) (0 GA, 3 SVS)	Riley Gill (1 GA, 4 SVS)	7468
Nov. 2	at Cincinnati	L	4-2-0-0	3-4		Eric Hartzell (4 GA, 20 SVS)	Mark Visentin (3 GA, 19 SVS)	1201
Nov. 4	Indy	W	5-2-0-0	4-0	Garrett Thompson	Eric Hartzell (0 GA, 31 SVS)	Eric Levine (3 GA, 38 SVS)	7816
Nov. 6	at Brampton	OTL	5-2-1-0	4-5 OT		Eric Hartzell (5 GA, 26 SVS)	Bryan Pitton (4 GA, 21 SVS)	2561
Nov. 9	at Tulsa	OTL	5-2-2-0	3-4 OT		Eric Hartzell (4 GA, 32 SVS)	Jamie Phillips (3 GA, 31 SVS)	3968
Nov. 11	at Missouri	W	6-2-2-0	6-4	Mike Embach	K. Asmundson (4 GA, 16 SVS)	Ville Husso (6 GA, 30 SVS)	4438
Nov. 12	at Missouri	W	7-2-2-0	6-1	Gabriel Desjardins	Eric Hartzell (1 GA, 30 SVS)	Ville Husso (5 GA, 13 SVS)	5047
Nov. 13	at Wichita	L	7-3-2-0	3-5		Eric Hartzell (4 GA, 12 SVS)	S. Greenham (3 GA, 43 SVS)	4073
Nov. 18	Quad City	W	8-3-2-0	5-1	Trevor Cheek	Eric Hartzell (1 GA, 31 SVS)	Adam Vay (5 GA, 34 SVS)	7279
Nov. 24	Kalamazoo	W	9-3-2-0	6-1	Shawn Szydlowski	Eric Hartzell (1 GA, 22 SVS)	Joel Martin (6 GA, 29 SVS)	7181
Nov. 25	at Toledo	L	9-4-2-0	1-7		Eric Hartzell (5 GA, 19 SVS)	Jake Paterson (1 GA, 24 SVS)	7445
Nov. 26	Quad City	L	9-5-2-0	2-6		Eric Hartzell (5 GA, 24 SVS)	C.J. Motte (2 GA, 35 SVS)	8019
Dec. 2	Missouri	W	10-5-2-0	6-5 OT	Garrett Thompson	Eric Hartzell (1 GA, 1 SVS)	Ville Husso (6 GA, 41 SVS)	7316
Dec. 4	Utah	W	11-5-2-0	4-2	Trevor Cheek	Eric Hartzell (2 GA, 27 SVS)	Ryan Faragher (4 GA, 29 SVS)	6934
Dec. 6	at Toledo	OTL	11-5-3-0	4-5 OT		Garrett Bartus (2 GA, 18 SVS)	Jake Paterson (4 GA, 28 SVS)	7500
Dec. 7	at Cincinnati	W	12-5-3-0	2-0	Mason Baptista	Garrett Bartus (0 GA, 23 SVS)	Michael Houser (1 GA, 16 SVS)	1810
Dec. 9	Kalamazoo	W	13-5-3-0	4-2	Mike Cazzola	Garrett Bartus (2 GA, 25 SVS)	Joel Martin (4 GA, 33 SVS)	7705
Dec. 10	at Kalamazoo	L	13-6-3-0	1-2		Eric Hartzell (2 GA, 30 SVS)	Nick Riopel (1 GA, 20 SVS)	2210
Dec. 16	at Wheeling	L	13-7-3-0	5-6		Eric Hartzell (6 GA, 34 SVS)	Doug Carr (5 GA, 19 SVS)	2092
Dec. 17	Wheeling	W	14-7-3-0	4-3	Kyle Thomas	Garrett Bartus (3 GA, 26 SVS)	Sean Maguire (4 GA, 24 SVS)	6791
Dec. 18	Orlando	W	15-7-3-0	7-1	Gabriel Desjardins	Garrett Bartus (1 GA, 21 SVS)	Ryan Massa (7 GA, 39 SVS)	5722
Dec. 21	at Quad City	W	16-7-3-0	4-3	Brady Vail	Garrett Bartus (3 GA, 20 SVS)	C.J. Motte (4 GA, 27 SVS)	2003
Dec. 23	Brampton	L	16-8-3-0	1-6		Garrett Bartus (4 GA, 18 SVS)	Andrew D'Agostini (1 GA, 11 SVS)	7009
Dec. 27	Indy	W	17-8-3-0	8-6	Shawn Szydlowski	Garrett Bartus (1 GA, 7 SVS)	Jake Hildebrand (7 GA, 30 SVS)	6411
Dec. 29	Cincinnati	W	18-8-3-0	4-3	Jamie Schaafsma	Garrett Bartus (3 GA, 29 SVS)	Mark Visentin (4 GA, 26 SVS)	6712
Dec. 31	Toledo	L	18-9-3-0	1-3		Garrett Bartus (2 GA, 23 SVS)	Jake Paterson (1 GA, 31 SVS)	9896
Jan. 4	at Quad City	W	19-9-3-0	6-2	Mike Embach	P.J. Musico (2 GA, 29 SVS)	Adam Vay (4 GA, 17 SVS)	1855
Jan. 7	Quad City	W	20-9-3-0	5-1	Curtis Leonard	Garrett Bartus (1 GA, 28 SVS)	Adam Vay (5 GA, 36 SVS)	7449
Jan. 8	at Toledo	OTL	20-9-4-0	3-4 OT		P.J. Musico (4 GA, 26 SVS)	Jake Paterson (3 GA, 21 SVS)	6013
Jan. 13	Tulsa	L	20-10-4-0	1-2		Garrett Bartus (2 GA, 23 SVS)	Colin Stevens (1 GA, 33 SVS)	7221
Jan. 14	at Quad City	L	20-11-4-0	3-4		P.J. Musico (4 GA, 28 SVS)	Adam Vay (3 GA, 32 SVS)	8137
Jan. 15	Indy	W	21-11-4-0	6-2	Kyle Thomas	Garrett Bartus (2 GA, 28 SVS)	Jake Hildebrand (6 GA, 40 SVS)	8275
Jan. 20	Cincinnati	W	22-11-4-0	4-2	Jamie Schaafsma	Garrett Bartus (2 GA, 24 SVS)	Mark Visentin (3 GA, 20 SVS)	8855
Jan. 21	at Kalamazoo	L	22-12-4-0	3-6		Garrett Bartus (5 GA, 28 SVS)	Nick Riopel (3 GA, 23 SVS)	3804
Jan. 22	at Brampton	L	22-13-4-0	3-4		P.J. Musico (4 GA, 26 SVS)	Zachary Fucale (3 GA, 29 SVS)	3087
Jan. 25	at Elmira	W	23-13-4-0	1-0	Mason Baptista	Garrett Bartus (0 GA, 28 SVS)	Andy Iles (1 GA, 30 SVS)	1707
Jan. 27	at Elmira	W	24-13-4-0	3-2	Mason Baptista	Garrett Bartus (2 GA, 24 SVS)	Jason Kasdorf (3 GA, 26 SVS)	2426
Jan. 28	at Reading	L	24-14-4-0	1-6		Garrett Bartus (4 GA, 25 SVS)	Martin Ouellette (1 GA, 25 SVS)	4698
Feb. 3	Rapid City	W	25-14-4-0	4-3	Mike Embach	Pat Nagle (3 GA, 34 SVS)	Adam Morrison (4 GA, 44 SVS)	8215
Feb. 4	at Indy	W	26-14-4-0	6-4	Mike Embach	Garrett Bartus (4 GA, 26 SVS)	Jake Hildebrand (5 GA, 45 SVS)	5526
Feb. 10	Indy	W	27-14-4-0	5-4 OT	Colin Mulvey	Garrett Bartus (1 GA, 19 SVS)	Jake Hildebrand (5 GA, 54 SVS)	7516
Feb. 11	at Cincinnati	OTL	27-14-5-0	4-5 OT		Pat Nagle (5 GA, 23 SVS)	Michael Houser (4 GA, 28 SVS)	6526
Feb. 12	at Kalamazoo	W	28-14-5-0	5-3	Kyle Thomas	Garrett Bartus (3 GA, 24 SVS)	Joel Martin (4 GA, 35 SVS)	1860
Feb. 14	at Kalamazoo	L	28-15-5-0	1-3		Garrett Bartus (2 GA, 24 SVS)	Nick Riopel (1 GA, 38 SVS)	2467
Feb. 17	Kalamazoo	W	29-15-5-0	1-0	Mike Embach	Pat Nagle (0 GA, 21 SVS)	Nick Riopel (1 GA, 24 SVS)	7386
Feb. 18	Brampton	W	30-15-5-0	4-3 OT	Brett Perlini	Pat Nagle (3 GA, 22 SVS)	Zachary Fucale (4 GA, 22 SVS)	9515
Feb. 19	at Cincinnati	SOL	30-15-5-1	4-5 SO		Pat Nagle (1 GA, 6 SVS)	Michael Houser (4 GA, 32 SVS)	4009
Feb. 22	Quad City	SOL	30-15-5-2	2-3 SO		Pat Nagle (2 GA, 24 SVS)	C.J. Motte (2 GA, 36 SVS)	5386
Feb. 24	at Indy	W	31-15-5-2	5-1	Trevor Cheek	Garrett Bartus (1 GA, 27 SVS)	Jake Hildebrand (5 GA, 42 SVS)	4406
Feb. 25	Wichita	W	32-15-5-2	6-0	Shawn Szydlowski	Garrett Bartus (0 GA, 28 SVS)	Scott Greenham (5 GA, 11 SVS)	8531
Feb. 26	Wheeling	W	33-15-5-2	4-3	Trevor Cheek	Pat Nagle (3 GA, 27 SVS)	Sean Maguire (4 GA, 16 SVS)	7261
Mar. 4	Wheeling	W	34-15-5-2	4-3	Trevor Cheek	Garrett Bartus (3 GA, 27 SVS)	Doug Carr (4 GA, 33 SVS)	8457
Mar. 5	Wheeling	W	35-15-5-2	2-1	Mike Cazzola	Pat Nagle (1 GA, 29 SVS)	Sean Maguire (2 GA, 41 SVS)	8193
Mar. 10	at Indy	L	35-16-5-2	5-6		Pat Nagle (1 GA, 3 SVS)	Jake Hildebrand (5 GA, 35 SVS)	4108
Mar. 11	at Indy	W	36-16-5-2	3-2 SO		Pat Nagle (2 GA, 27 SVS)	Eric Levine (2 GA, 38 SVS)	4718
Mar. 17	Tulsa	W	37-16-5-2	3-0	Garrett Thompson	Pat Nagle (0 GA, 32 SVS)	P.J. Musico (3 GA, 27 SVS)	7319
Mar. 19	at Brampton	L	37-17-5-2	0-1		Pat Nagle (1 GA, 23 SVS)	Zachary Fucale (0 GA, 30 SVS)	3040
Mar. 22	Norfolk	W	38-17-5-2	6-3	Mike Cazzola	Pat Nagle (3 GA, 19 SVS)	P. Desrosiers (5 GA, 36 SVS)	6258
Mar. 24	at Quad City	OTL	38-17-6-2	3-4 OT		Pat Nagle (4 GA, 28 SVS)	C.J. Motte (3 GA, 30 SVS)	4264
Mar. 25	Cincinnati	W	39-17-6-2	1-0	Gabriel Desjardins	Garrett Bartus (0 GA, 27 SVS)	Michael Houser (1 GA, 32 SVS)	9523
Mar. 26	Florida	L	39-18-6-2	4-6		Garrett Bartus (5 GA, 21 SVS)	Anthony Peters (2 GA, 24 SVS)	6870
Mar. 29	Alaska	W	40-18-6-2	5-2	Mike Cazzola	Pat Nagle (2 GA, 30 SVS)	Kevin Carr (4 GA, 35 SVS)	5815
Mar. 31	at Cincinnati	W	41-18-6-2	4-3	Trevor Cheek	Pat Nagle (3 GA, 16 SVS)	Mark Visentin (4 GA, 21 SVS)	8232
Apr. 1	at Indy	W	42-18-6-2	5-4 SO		Garrett Bartus (4 GA, 22 SVS)	Jake Hildebrand (4 GA, 42 SVS)	4779
Apr. 2	at Toledo	W	43-18-6-2	2-1	Gabriel Desjardins	Pat Nagle (1 GA, 17 SVS)	Jake Paterson (2 GA, 32 SVS)	6837
Apr. 5	Toledo	L	43-19-6-2	1-6		Pat Nagle (4 GA, 14 SVS)	Cal Heeter (1 GA, 33 SVS)	8041
Apr. 7	at Quad City	W	44-19-6-2	5-2	Travis Ewanyk	Garrett Bartus (2 GA, 33 SVS)	C.J. Motte (4 GA, 42 SVS)	4892
Apr. 8	Quad City	W	45-19-6-2	6-1	Kyle Thomas	Pat Nagle (1 GA, 24 SVS)	Adam Vay (6 GA, 32 SVS)	8106

*Shared shutouts: Oct 28, 2016 vs Allen: Eric Hartzell and Pat Nagle
x - inactive, * - rookie

ALL TIME RECORDS 1952-2017

Fort Wayne Komet Hockey Club All Time Regular Season Records 1952-53 thru 2016-17, 65 seasons

International Hockey League seasons: 1952-53 thru 1998-99, 2007-08 thru 2009-10, 50 seasons

United Hockey League seasons: 1999-2000 thru 2006-07, 8 seasons

Central Hockey League seasons: 2010-11 and 2011-12, 2 seasons

ECHL seasons: 2012-13 thru 2016-17, 5 seasons

KOMETS SEASON RECORDS

Season	GP	W	L	OTL	T	Pts	Pct	GF	GA	Standings	Playoffs	Average Home Attend	
1952-53	60	20	38		2	42	.350	182	244	5 of 6	DNQ		
1953-54	64	29	30		5	63	.492	203	220	6 of 9	Lost quarterfinals		
1954-55	60	22	37		1	45	.375	181	235	6 of 6	DNQ		
1955-56	60	29	29		2	60	.500	272	219	3 of 6	Lost semifinals		
1956-57	60	25	29		6	56	.467	170	177	5 of 6	DNQ		
1957-58	64	28	28		8	64	.500	213	224	2 of 6	Lost semifinals		
1958-59	60	32	27		1	65	.542	236	213	2 of 5	Lost finals		
1959-60	68	50	16		2	102	.750	312	187	1 of 8	Lost finals		
1960-61	69	31	35		3	65	.471	304	265	5 of 8	Lost round robin first round series		
1961-62	68	33	31		4	70	.515	265	245	5 of 7	DNQ		
1962-63	70	35	30		5	75	.536	283	255	1 of 7	Won Turner Cup Championship		
1963-64	70	41	28		1	83	.593	322	264	2 of 7	Lost finals		
1964-65	70	40	25		5	85	.607	344	240	2 of 6	Won Turner Cup Championship		
1965-66	70	38	26		6	82	.586	312	259	2 of 6	Lost semifinals		
1966-67	72	40	31		1	81	.563	274	234	2 of 7	Lost finals		
1967-68	72	30	29		13	73	.507	282	272	4 of 7	Lost semifinals		
1968-69	72	24	33		15	63	.438	235	262	5 of 7	Lost semifinals		
1969-70	72	26	38		8	60	.417	241	266	6 of 8	Lost quarterfinals		
1970-71	72	28	32		12	68	.472	221	233	5 of 7	Lost quarterfinals		
1971-72	72	37	33		2	76	.528	291	244	4 of 8	Lost semifinals		
1972-73	74	48	23		3	99	.669	308	219	1 of 9	Won Turner Cup Championship		
1973-74	76	31	45		0	62	.408	245	305	8 of 9	DNQ		
1974-75	76	26	44		6	58	.382	247	313	9 of 11	DNQ		
1975-76	78	28	36		14	70	.449	289	309	6 of 9	Lost semifinals		
1976-77	78	32	36		10	74	.474	301	311	6 of 9	Lost semifinals	4098	
1977-78	80	40	23		17	97	.606	305	287	1 of 9	Lost semifinals	4773	
1978-79	80	45	29		6	96	.600	386	327	2 of 9	Lost semifinals	4945	
1979-80	80	40	27		13	93	.581	343	311	3 of 10	Lost finals	4295	
1980-81	82	37	30		15	89	.543	337	303	3 of 8	Lost semifinals	3826	
1981-82	82	35	36	5	6	81	.494	368	375	4 of 7	Lost semifinals	3069	
1982-83	82	45	24	2	11	103	.628	377	344	2 of 8	Lost semifinals	3767	
1983-84	82	52	22	1	7	112	.683	371	273	1 of 7	Lost semifinals	3772	
1984-85	82	37	29	5	11	90	.549	339	327	4 of 9	Lost semifinals	3399	
1985-86	82	52	22	8	0	112	.683	350	266	1 of 10	Lost finals	4179	
1986-87	82	48	26	8	0	104	.634	343	284	1 of 9	Lost semifinals	3908	
1987-88	82	48	30	4		100	.610	343	310	2 of 9	Lost quarterfinals	3952	
1988-89	82	46	30	6		98	.598	293	274	5 of 10	Lost semifinals	3385	
1989-90	82	37	34	11		85	.518	316	345	5 of 9	Lost quarterfinals	2978	
1990-91	83	43	35	5		91	.548	369	335	5 of 11	Lost finals	4798	
1991-92	82	52	22	8		112	.683	340	287	2 of 10	Lost quarterfinals	7320	
1992-93	82	49	27	6		104	.634	339	294	4 of 12	Won Turner Cup Championship	7711	
1993-94	81	41	29	11		93	.574	347	297	8 of 13	Lost finals	7630	
1994-95	81	34	39	8		76	.469	296	324	16 of 17	Lost quarterfinals	7438	
1995-96	82	39	35	8		86	.524	276	296	12 of 19	Lost quarterfinals	7332	
1996-97	82	28	47	7		63	.384	223	318	19 of 19	DNQ	6811	
1997-98	82	47	29	6		100	.610	270	243	8 of 18	Lost quarterfinals	6795	
1998-99	82	33	33	16		82	.500	250	280	12 of 16	Lost quarterfinals	6260	IHL
1999-00	74	40	27	7		87	.588	281	251	6 of 14	Lost semifinals	5641	
2000-01	74	42	26	6		90	.608	261	253	4 of 14	Lost semifinals	5882	
2001-02	74	37	24	13		87	.588	227	215	6 of 14	DNQ	6365	
2002-03	76	44	21	11		99	.651	249	191	1 of 10	Won Colonial Cup Championship	7221	
2003-04	76	53	17	6		112	.737	281	180	1 of 11	Lost semifinals	7777	
2004-05	80	51	24	5		107	.669	274	211	2 of 14	Lost finals	7401	
2005-06	76	44	26	6		94	.618	258	206	6 of 14	Lost quarterfinals	7421	UHL
2006-07	76	51	21	4		106	.697	263	187	1 of 10	Lost semifinals	7588	UHL
2007-08	76	56	12	8		120	.789	280	186	1 of 6	Won Turner Cup Championship	7711	
2008-09	76	46	18	12		104	.684	288	213	1 of 6	Won Turner Cup Championship	7810	IHL
2009-10	76	50	21	5		105	.691	263	183	2 of 7	Won Turner Cup Championship	7825	IHL
2010-11	66	31	27	8		70	.530	187	204	10 of 18	Lost quarterfinals	7460	CHL
2011-12	66	40	19	7		87	.659	228	187	2 of 14	Won Presidents' Cup Championship	7770	CHL
2012-13	72	33	35	4		70	.486	205	246	19 of 23	DNQ	7583	ECHL
2013-14	72	36	24	12		84	.583	215	215	9 of 21	Lost quarterfinals	7211	ECHL
2014-15	72	48	18	6		102	.708	251	200	5 of 28	Lost quarterfinals	7277	ECHL
2015-16	72	40	23	9		89	.618	240	200	5 of 28	Lost semifinals	7484	ECHL
2016-17	72	45	19	8		98	.681	264	210	4 of 27	Lost quarterfinals	7568	ECHL
Totals	4850	2518	1849	262	221	5519	.569	18229	16673				

ALL TIME RECORDS 1952-2017, HOME AND ROAD

Fort Wayne Komet Hockey Club All Time Regular Season Records 1952-53 thru 2016-17, 65 seasons

International Hockey League seasons: 1952-53 thru 1998-99, 2007-08 thru 2009-10, 50 seasons

United Hockey League seasons: 1999-2000 thru 2006-07, 8 seasons

Central Hockey League seasons: 2010-11 and 2011-12, 2 seasons

ECHL seasons: 2012-13 thru 2016-17, 5 seasons

Season	KOMETS HOME RECORD							KOMETS ROAD RECORD						
	GP	W	L	OTL	T	Pts	Pct	GP	W	L	OTL	T	Pts	Pct
1952-53	31	14	16		1	29	.468	29	6	22		1	13	.224
1953-54	34	20	13		1	41	.603	30	9	17		4	22	.367
1954-55	30	16	13		1	33	.550	30	6	24		0	12	.200
1955-56	30	19	9		2	40	.667	30	10	20		0	20	.333
1956-57	30	18	8		4	40	.667	30	7	21		2	16	.267
1957-58	32	17	10		5	39	.609	32	11	18		3	25	.391
1958-59	30	20	9		1	41	.683	30	12	18		0	24	.400
1959-60	34	28	4		2	58	.853	34	22	12		0	44	.647
1960-61	35	22	11		2	46	.657	34	9	24		1	19	.279
1961-62	34	22	11		1	45	.662	34	11	20		3	25	.368
1962-63	35	23	12		0	46	.657	35	12	18		5	29	.414
1963-64	35	30	4		1	61	.871	35	11	24		0	22	.314
1964-65	35	25	7		3	53	.757	35	15	18		2	32	.457
1965-66	35	27	6		2	56	.800	35	11	20		4	26	.371
1966-67	36	23	12		1	47	.653	36	17	19		0	34	.472
1967-68	36	22	10		4	48	.667	36	8	19		9	25	.347
1968-69	36	21	8		7	49	.681	36	3	25		8	14	.194
1969-70	36	17	13		6	40	.556	36	9	25		2	20	.278
1970-71	36	21	8		7	49	.681	36	7	24		5	19	.264
1971-72	36	24	11		1	49	.681	36	13	22		1	27	.375
1972-73	37	27	9		1	55	.743	37	21	14		2	44	.595
1973-74	38	24	14		0	48	.632	38	7	31		0	14	.184
1974-75	38	16	18		4	36	.474	38	10	26		2	22	.289
1975-76	39	21	12		6	48	.615	39	7	24		8	22	.282
1976-77	39	26	9		4	56	.718	39	6	27		6	18	.231
1977-78	40	21	10		9	51	.638	40	19	13		8	46	.575
1978-79	40	32	7		1	65	.813	40	13	22		5	31	.388
1979-80	40	27	9		4	58	.725	40	13	18		9	35	.438
1980-81	41	23	9		9	55	.671	41	14	21		6	34	.415
1981-82	41	26	10	4	1	57	.695	41	9	26	1	5	24	.293
1982-83	41	31	5	1	4	67	.817	41	14	19	1	7	36	.439
1983-84	41	30	5	0	6	66	.805	41	22	17	1	1	46	.561
1984-85	41	26	8	3	4	59	.720	41	11	21	2	7	31	.378
1985-86	41	30	6	5	0	65	.793	41	22	16	3	0	47	.573
1986-87	41	32	7	2	0	66	.805	41	16	19	6	0	38	.463
1987-88	41	27	12	2	2	56	.683	41	21	18	2		44	.537
1988-89	41	26	11	4		56	.683	41	20	19	2		42	.512
1989-90	41	26	11	4		56	.683	41	11	23	7		29	.354
1990-91	41	26	13	2		54	.659	42	17	22	3		37	.440
1991-92	41	31	6	4		66	.805	41	21	16	4		46	.561
1992-93	41	26	12	3		55	.671	41	23	15	3		49	.598
1993-94	41	24	12	5		53	.646	40	17	17	6		40	.500
1994-95	41	18	21	2		38	.463	40	16	18	6		38	.475
1995-96	41	22	15	4		48	.585	41	17	20	4		38	.463
1996-97	41	15	22	4		34	.415	41	13	25	3		29	.354
1997-98	41	25	13	3		53	.646	41	22	16	3		47	.573
1998-99	41	23	9	9		55	.671	41	10	24	7		27	.329
1999-00	37	20	13	4		44	.595	37	20	14	3		43	.581
2000-01	37	26	9	2		54	.730	37	16	17	4		36	.486
2001-02	37	20	10	7		47	.635	37	17	14	6		40	.541
2002-03	38	25	7	6		56	.737	38	19	14	5		43	.566
2003-04	38	28	6	4		60	.789	38	25	11	2		52	.684
2004-05	40	27	12	1		55	.688	40	24	12	4		52	.650
2005-06	38	25	12	1		51	.671	38	19	14	5		43	.566
2006-07	38	27	9	2		56	.737	38	24	12	2		50	.658
2007-08	38	32	3	3		67	.882	38	24	9	5		53	.697
2008-09	38	21	9	8		50	.658	38	25	9	4		54	.711
2009-10	38	29	7	2		60	.789	38	21	14	3		45	.592
2010-11	36	19	12	5		43	.597	30	12	15	3		27	.450
2011-12	33	19	8	6		44	.667	33	21	11	1		43	.652
2012-13	36	16	20	0		32	.444	36	17	15	4		38	.528
2013-14	36	16	11	9		41	.569	36	20	13	3		43	.597
2014-15	36	26	5	5		57	.792	36	22	13	1		45	.625
2015-16	36	22	9	5		49	.680	36	18	14	4		40	.556
2016-17	36	28	7	1		57	.792	36	17	12	7		41	.569
Totals	2432	1536	659	132	105	3309	.680	2418	982	1190	130	116	2210	.457

ALL TIME RECORDS 1952-2017

KOMETES HEAD COACHING RECORDS

Season	COACH	GP	W	L	OTL	T	Pts	Pct	Standings	Playoffs
1952-53	Alex Wood	60	20	38		2	42	.350	5 of 6	DNQ
1953-54	Jack Timmins	46	17	24		5	39	.424		
	Pat Wilson	18	12	6		0	24	.667	6 of 9	Lost quarterfinals
1954-55	Pat Wilson	60	22	37		1	45	.375	6 of 6	DNQ
1955-56	Doug McCaig	60	29	29		2	60	.500	3 of 6	Lost semifinals
1956-57	Doug McCaig	60	25	29		6	56	.467	5 of 6	DNQ
1957-58	Eddie Olson	64	28	28		8	64	.500	2 of 6	Lost semifinals
1958-59	Ken Ullyot	60	32	27		1	65	.542	2 of 5	Lost finals
1959-60	Ken Ullyot	68	50	16		2	102	.750	1 of 8	Lost finals
1960-61	Ken Ullyot	69	31	35		3	65	.471	5 of 8	Lost round robin first round series
1961-62	Art Stone	68	33	31		4	70	.515	5 of 7	DNQ
1962-63	Ken Ullyot	70	35	30		5	75	.536	1 of 7	Won Turner Cup Championship
1963-64	Ken Ullyot	70	41	28		1	83	.593	2 of 7	Lost finals
1964-65	Eddie Long	70	40	25		5	85	.607	2 of 6	Won Turner Cup Championship
1965-66	Eddie Long	70	38	26		6	82	.586	2 of 6	Lost semifinals
1966-67	Ken Ullyot	72	40	31		1	81	.563	2 of 7	Lost finals
1967-68	Ken Ullyot	72	30	29		13	73	.507	4 of 7	Lost semifinals
1968-69	Len Thornson	72	24	33		15	63	.438	5 of 7	Lost semifinals
1969-70	Moe Bartoli	72	26	38		8	60	.417	6 of 8	Lost quarterfinals
1970-71	Ken Ullyot	13	5	8		0	10	.385		
	Marc Boileau	59	23	24		12	58	.492	5 of 7	Lost quarterfinals
1971-72	Marc Boileau	72	37	33		2	76	.528	4 of 8	Lost semifinals
1972-73	Marc Boileau	74	48	23		3	99	.669	1 of 9	Won Turner Cup Championship
1973-74	Ted Wright	76	31	45		0	62	.408	8 of 9	DNQ
1974-75	Ted Wright	10	2	7		1	5	.200		
	Ralph Keller	66	24	37		5	53	.382	9 of 11	DNQ
1975-76	Ralph Keller	78	28	36		14	70	.449	6 of 9	Lost semifinals
1976-77	Ralph Keller	78	32	36		10	74	.474	6 of 9	Lost semifinals
1977-78	Gregg Pilling	80	40	23		17	97	.606	2 of 9	Lost semifinals
1978-79	Moose Lallo	80	45	29		6	96	.600	2 of 9	Lost semifinals
1979-80	Moose Lallo	80	40	27		13	93	.581	3 of 10	Lost finals
1980-81	Moose Lallo	82	37	30		15	89	.543	3 of 8	Lost semifinals
1981-82	Ron Ullyot	82	35	41	5	6	81	.494	4 of 7	Lost semifinals
1982-83	Ron Ullyot	82	45	26	2	11	103	.628	2 of 8	Lost semifinals
1983-84	Ron Ullyot	82	52	22	1	7	112	.683	1 of 7	Lost semifinals
1984-85	Ron Ullyot	82	37	34	11	5	90	.549	4 of 9	Lost semifinals
1985-86	Rob Laird	82	52	22	8	0	112	.683	1 of 10	Lost finals
1986-87	Rob Laird	82	48	26	8	0	104	.630	1 of 9	Lost semifinals
1987-88	Rob Laird	82	48	30	4		100	.610	2 of 9	Lost quarterfinals
1988-89	Rob Laird	82	46	30	6		98	.598	5 of 10	Lost semifinals
1989-90	Al Sims	82	37	34	11		85	.518	5 of 9	Lost quarterfinals
1990-91	Al Sims	83	43	35	5		91	.548	5 of 11	Lost finals
1991-92	Al Sims	82	52	22	8		112	.683	2 of 10	Lost quarterfinals
1992-93	Al Sims	82	49	27	6		104	.634	4 of 12	Won Turner Cup Championship
1993-94	Bruce Boudreau	81	41	29	11		93	.574	8 of 13	Lost finals
1994-95	Bruce Boudreau	39	15	21	3		33	.423		
	D. Ray/C. Chin	42	19	18	5		43	.512	16 of 17	Lost quarterfinals
1995-96	Dave Farrish	82	39	35	8		86	.524	12 of 19	Lost quarterfinals
1996-97	Dave Farrish	24	6	13	5		17	.354		
	John Torchetti	58	22	34	2		46	.397	19 of 19	DNQ
1997-98	John Torchetti	82	47	29	6		100	.610	8 of 18	Lost quarterfinals
1998-99	Grant Sonier	82	33	33	16		82	.500	12 of 16	Lost quarterfinals
1999-00	Dave Allison	74	40	27	7		87	.588	6 of 14	Lost semifinals
2000-01	Greg Puhalski	74	42	26	6		90	.608	4 of 14	Lost semifinals
2001-02	Greg Puhalski	74	37	24	13		87	.588	6 of 14	DNQ
2002-03	Greg Puhalski	76	44	21	11		99	.651	1 of 10	Won Colonial Cup Championship
2003-04	Greg Puhalski	76	53	17	6		112	.737	1 of 11	Lost semifinals
2004-05	Greg Puhalski	80	51	24	5		107	.669	2 of 14	Lost finals
2005-06	Greg Puhalski	76	44	26	6		94	.618	6 of 14	Lost first round
2006-07	Pat Bingham	76	51	21	4		106	.697	1 of 10	Lost second round
2007-08	Al Sims	76	56	12	8		120	.789	1 of 6	Won Turner Cup Championship
2008-09	Al Sims	76	46	18	12		104	.684	1 of 6	Won Turner Cup Championship
2009-10	Al Sims	76	50	21	5		105	.691	2 of 6	Won Turner Cup Championship
2010-11	Al Sims	66	31	27	8		70	.530	10 of 18	Lost second round (quarterfinals)
2011-12	Al Sims	66	40	19	7		87	.659	2 of 14	Won Presidents' Cup Championship
2012-13	Al Sims	72	33	35	4		70	.486	19 of 23	DNQ
2013-14	Gary Graham	72	36	24	12		84	.583	9 of 21	Lost second round
2014-15	Gary Graham	72	48	18	6		102	.708	5 of 28	Lost second round
2015-16	Gary Graham	72	40	23	9		89	.618	5 of 28	Lost third round (semifinals)
2016-17	Gary Graham	72	45	19	8		98	.681	4 of 27	Lost second round (quarterfinals)

Komets Top 5 Winningest Head Coaches:		
1	Al Sims	437
2	Greg Puhalski	271
3	Ken Ullyot	264
4	Robbie Laird	194
5	Ron Ullyot	169
	Gary Graham	169

ALL TIME RECORDS 1952-2017

KOMETS OPENING GAME RECORDS

Season Openers

<u>Season</u>	<u>Date</u>	<u>Results</u>	<u>Attendance</u>
1952-53	Sat. 10/25/52	Komets 0 vs Toledo 4	L 5,000
1953-54	Tue. 10/13/53	Komets 2 at Troy 1	W (OT) 4,981
1954-55	Sat. 10/16/54	Komets 7 vs Johnstown 0	W 5,874
1955-56	Sat. 10/15/55	Komets 3 at Grand Rapids 6	L 3,025
1956-57	Sat. 10/13/56	Komets 1 at Huntington 3	L 3,800
1957-58	Sat. 10/26/57	Komets 2 vs Cincinnati 1	W (OT) 5,368
1958-59	Sat. 11/1/58	Komets 6 vs Indianapolis 4	W 4,111
1959-60	Fri. 10/30/59	Komets 3 at Milwaukee 4	L (OT) 2,136
1960-61	Fri. 10/21/60	Komets 4 at Toledo 6	L 2,665
1961-62	Fri. 10/20/61	Komets 3 at Muskegon 5	L 2,741
1962-63	Fri. 11/2/62	Komets 8 at Muskegon 5	W 4,138
1963-64	Sat. 11/2/63	Komets 3 vs Windsor 4	L 8,013
1964-65	Fri. 10/30/64	Komets 12 at Muskegon 1	W 3,259
1965-66	Fri. 10/29/65	Komets 4 at Port Huron 5	L 2,908
1966-67	Sat. 10/22/66	Komets 3 vs Dayton 4	L 8,025
1967-68	Sat. 10/21/67	Komets 7 vs Dayton 2	W 8,057
1968-69	Sat. 10/19/68	Komets 2 vs Port Huron 1	W 7,203
1969-70	Sat. 10/18/69	Komets 3 vs Port Huron 1	W 7,777
1970-71	Sat. 10/17/70	Komets 6 vs Des Moines 3	W 5,656
1971-72	Fri. 10/15/71	Komets 2 at Muskegon 6	L 1,509
1972-73	Sat. 10/14/72	Komets 3 vs Port Huron 4	L (OT) 5,335
1973-74	Fri. 10/19/73	Komets 1 vs Muskegon 5	L 4,182
1974-75	Sat. 10/19/74	Komets 4 vs Toledo 2	W 5,599
1975-76	Fri. 10/17/75	Komets 5 vs Columbus 1	W 3,333
1976-77	Sat. 10/16/76	Komets 5 vs Toledo 2	W 4,744
1977-78	Fri. 10/21/77	Komets 2 at Muskegon 5	L 2,096
1978-79	Fri. 10/20/78	Komets 2 at Muskegon 0	W 2,156
1979-80	Fri. 10/19/79	Komets 4 vs Grand Rapids 0	W 4,386
1980-81	Sat. 10/11/80	Komets 2 vs Kalamazoo 5	L 5,226
1981-82	Sun. 10/11/81	Komets 4 at Saginaw 8	L 1,624
1982-83	Fri. 10/15/82	Komets 3 at Flint 2	W 2,618
1983-84	Fri. 10/14/83	Komets 0 at Flint 3	L 2,253
1984-85	Fri. 10/19/84	Komets 0 at Indianapolis 7	L 6,026
1985-86	Wed. 10/16/85	Komets 7 at Salt Lake 3	W 4,741
1986-87	Fri. 10/17/86	Komets 6 at Indianapolis 7	OTL 8,028
1987-88	Fri. 10/16/87	Komets 5 at Muskegon 4	W (OT) 2,587
1988-89	Sat. 10/8/88	Komets 0 vs Kalamazoo 4	L 4,658
1989-90	Fri. 10/6/89	Komets 4 at Indianapolis 3	W (SO) 7,307
1990-91	Fri. 10/5/90	Komets 7 at Milwaukee 3	W 9,963
1991-92	Fri. 10/4/91	Komets 5 at Indianapolis 4	W (SO) 7,819
1992-93	Fri. 10/9/92	Komets 7 vs Indianapolis 3	W 8,103
1993-94	Sat. 10/7/93	Komets 4 vs Indianapolis 1	W 8,103
1994-95	Fri. 9/30/94	Komets 2 vs Indianapolis 5	L 8,103
1995-96	Sat. 9/30/95	Komets 7 vs Houston 3	W 8,103
1996-97	Fri. 10/6/96	Komets 8 vs Chicago 7	W (SO) 7,836
1997-98	Sat. 10/4/97	Komets 6 vs Cleveland 3	W (SO) 8,103
1998-99	Sat. 10/10/98	Komets 2 vs Indianapolis 3	SOL 8,203
1999-00	Sat. 10/16/99	Komets 8 at Asheville 5	W 5,178
2000-01	Sat. 10/14/00	Komets 2 at Muskegon 3	L 3,421
2001-02	Fri. 10/12/01	Komets 4 at New Haven 1	W 3,562
2002-03	Fri. 10/11/02	Komets 2 at Rockford 5	L 5,636
2003-04	Fri. 10/24/03	Komets 2 at Muskegon 3	L 2,521
2004-05	Fri. 10/15/04	Komets 2 at Elmira 3	SOL 3,110
2005-06	Fri. 10/21/05	Komets 2 at Roanoke 3	SOL 2,360
2006-07	Fri. 10/13/06	Komets 4 at Rockford 2	W 5,736
2007-08	Sat. 10/20/07	Komets 4 vs Port Huron 0	W 10,153
2008-09	Fri. 10/17/08	Komets 6 at Port Huron 2	W 2,287
2009-10	Fri. 10/16/09	Komets 4 at Dayton 3	W (OT) 2,789
2010-11	Sat. 10/16/10	Komets 0 vs Rapid City 4	L 10,480
2011-12	Sat. 10/22/11	Komets 0 vs Evansville 5	L 10,071
2012-13	Sat. 10/12/12	Komets 1 vs Kalamazoo 4	L 10,091
2013-14	Sat. 10/19/13	Komets 3 vs Toledo 4	SOL 9,676
2014-15	Fri. 10/17/14	Komets 5 at Indy 4	W (SO) 6,477
2015-16	Fri. 10/16/15	Komets 5 at Kalamazoo 3	W 2,181
2016-17	Fri. 10/14/16	Komets 6 at Quad City 2	W 4,549

Season Openers	GP	W	L	T	OTL/SOL	Pts	Pct.	GF	GA	Total Attend	Attend Ave
Home:	30	17	11	0	2	36	.600	107	89	209,572	6,986
Road:	35	18	14	0	3	39	.557	139	130	138,187	3,948
Totals:	65	35	25	0	5	75	.577	246	219	347,759	5,350

Shutouts For: 4 Shutouts Against: 6
 OT/Shootouts: 16 (Won 9, Lost 7, Tied 0)

ALL TIME RECORDS 1952-2017

KOMETS OPENING GAME RECORDS

Home Openers

<u>Season</u>	<u>Date</u>	<u>Results</u>	<u>Attendance</u>
1952-53	Sat. 10/25/52	Komets 0 vs Toledo 4	L 5,000
1953-54	Sat. 10/17/53	Komets 1 vs Johnstown 5	L 6,020
1954-55	Sat. 10/16/54	Komets 7 vs Johnstown 0	W 5,874
1955-56	Tue. 10/18/55	Komets 2 vs Indianapolis 3	L (OT) 3,064
1956-57	Tue. 10/16/56	Komets 3 vs Cincinnati 4	L 3,442
1957-58	Sat. 10/26/57	Komets 2 vs Cincinnati 1	W (OT) 5,368
1958-59	Sat. 11/1/58	Komets 6 vs Indianapolis 4	W 4,111
1959-60	Sat. 10/31/59	Komets 3 vs Louisville 0	W 4,506
1960-61	Sat. 10/22/60	Komets 4 vs Omaha 3	W (OT) 4,098
1961-62	Sat. 10/21/61	Komets 4 vs Omaha 5	L (OT) 4,791
1962-63	Sat. 11/3/62	Komets 7 vs Muskegon 3	W 6,845
1963-64	Sat. 11/2/63	Komets 3 vs Windsor 4	L 8,013
1964-65	Sat. 10/31/64	Komets 6 vs Des Moines 0	W 8,100
1965-66	Sat. 10/30/65	Komets 7 vs Toledo 1	W 7,293
1966-67	Sat. 10/22/66	Komets 3 vs Dayton 4	L 8,025
1967-68	Sat. 10/21/67	Komets 7 vs Dayton 2	W 8,057
1968-69	Sat. 10/19/68	Komets 2 vs Port Huron 1	W 7,203
1969-70	Sat. 10/18/69	Komets 3 vs Port Huron 1	W 7,777
1970-71	Sat. 10/17/70	Komets 6 vs Des Moines 3	W 5,656
1971-72	Sat. 10/16/71	Komets 1 vs Flint 2	L 5,372
1972-73	Sat. 10/14/72	Komets 3 vs Port Huron 4	L (OT) 5,335
1973-74	Fri. 10/19/73	Komets 1 vs Muskegon 5	L 4,182
1974-75	Sat. 10/19/74	Komets 4 vs Toledo 2	W 5,599
1975-76	Fri. 10/17/75	Komets 5 vs Columbus 1	W 3,333
1976-77	Sat. 10/16/76	Komets 5 vs Toledo 2	W 4,744
1977-78	Sat. 10/22/77	Komets 3 vs Kalamazoo 3	T 5,757
1978-79	Sat. 10/21/78	Komets 5 vs Saginaw 3	W 5,025
1979-80	Fri. 10/19/79	Komets 4 vs Grand Rapids 0	W 4,386
1980-81	Sat. 10/11/80	Komets 2 vs Kalamazoo 5	L 5,226
1981-82	Wed. 10/14/81	Komets 4 vs Muskegon 3	W 3,773
1982-83	Sat. 10/16/82	Komets 4 vs Peoria 3	W 5,700
1983-84	Sat. 10/15/83	Komets 5 vs Milwaukee 3	W 7,500
1984-85	Sat. 10/20/84	Komets 8 vs Indianapolis 2	W 4,080
1985-86	Fri. 10/25/85	Komets 1 vs Muskegon 2	OTL 3,876
1986-87	Fri. 10/24/86	Komets 2 vs Saginaw 3	L 4,000
1987-88	Wed. 10/21/87	Komets 5 vs Muskegon 6	L 3,200
1988-89	Sat. 10/8/88	Komets 0 vs Kalamazoo 4	L 4,658
1989-90	Sat. 10/7/89	Komets 5 vs Indianapolis 4	W (OT) 3,616
1990-91	Sat. 10/6/90	Komets 2 vs Peoria 3	SOL 7,943
1991-92	Sat. 10/5/91	Komets 4 vs Kalamazoo 3	W 8,003
1992-93	Fri. 10/9/92	Komets 7 vs Indianapolis 3	W 8,103
1993-94	Sat. 10/7/93	Komets 4 vs Indianapolis 1	W 8,103
1994-95	Fri. 9/30/94	Komets 2 vs Indianapolis 5	L 8,103
1995-96	Sat. 9/30/95	Komets 7 vs Houston 3	W 8,103
1996-97	Fri. 10/6/96	Komets 8 vs Chicago 7	W (SO) 7,836
1997-98	Sat. 10/4/97	Komets 4 vs Cleveland 3	W (SO) 8,103
1998-99	Sat. 10/10/98	Komets 2 vs Indianapolis 3	SOL 8,203
1999-00	Sat. 10/23/99	Komets 5 vs Knoxville 3	W 8,358
2000-01	Sat. 10/28/00	Komets 6 vs Flint 3	W 7,737
2001-02	Fri. 10/26/01	Komets 4 vs Quad City 3	W 7,874
2002-03	Sat. 11/9/02	Komets 3 vs Quad City 1	W 10,009
2003-04	Sat. 10/25/03	Komets 3 vs Kalamazoo 4	SOL 10,507
2004-05	Sat. 10/23/04	Komets 4 vs Flint 1	W 10,012
2005-06	Sat. 11/5/05	Komets 4 vs Motor City 1	W 10,462
2006-07	Sat. 10/21/06	Komets 8 vs Quad City 3	W 10,058
2007-08	Sat. 10/20/07	Komets 4 vs Port Huron 0	W 10,153
2008-09	Sat. 10/18/08	Komets 11 vs Flint 3	W 10,511
2009-10	Fri. 10/23/09	Komets 2 vs Bloomington 1	W 10,511
2010-11	Sat. 10/16/10	Komets 0 vs Rapid City 4	L 10,480
2011-12	Sat. 10/22/11	Komets 0 vs Evansville 5	L 10,071
2012-13	Sat. 10/12/12	Komets 1 vs Kalamazoo 4	L 10,091
2013-14	Sat. 10/19/13	Komets 3 vs Toledo 4	SOL 9,676
2014-15	Sat. 10/18/14	Komets 4 vs Indy 3	W 8,788
2015-16	Sat. 10/17/15	Komets 3 vs Kalamazoo 1	W 8,881
2016-17	Sat. 10/15/17	Komets 3 vs Quad City 1	W 8,751

<u>GP</u>	<u>W</u>	<u>L</u>	<u>T</u>	<u>OTL/SOL</u>	<u>Pts</u>	<u>Pct.</u>	<u>GF</u>	<u>GA</u>	<u>Total Attend</u>	<u>Attend Ave</u>
65	41	18	1	5	88	.677	251	177	448,035	6,893

KOMETS HOME OPENERS

Shutouts For: 5

Shutouts Against: 4

OT/Shootouts: 13 (Won 5, Lost 8, Tied 0)

ALL TIME RECORDS 1952-2017
KOMETS TRADITIONAL HOLIDAY GAME RECORDS

Thanksgiving Day Komet Games

Season	Date	Results	Attendance
1952-53	Nov. 27, 1952	Komets 2 at Cincinnati 3	L
1953-54	No game played		
1954-55	No game played		
1955-56	No game played		
1956-57	No game played		
1957-58	Nov. 27, 1957	Komets 3 vs Toledo 7	L
1958-59	No game played		
1959-60	Nov. 26, 1959	Komets 6 at Louisville 1	W
1960-61	Nov. 24, 1960	Komets 6 at Muskegon 5	W
1961-62	Nov. 23, 1961	Komets 3 at Muskegon 8	L
1962-63	Nov. 22, 1962	Komets 8 vs Sudbury 6	W
1963-64	Nov. 28, 1963	Komets 5 vs Des Moines 3	W
1964-65	Nov. 26, 1964	Komets 2 vs Toledo 1	W
1965-66	Nov. 25, 1965	Komets 4 vs Toledo 2	W
1966-67	Nov. 24, 1966	Komets 2 vs Columbus 1	W
1967-68	Nov. 23, 1967	Komets 3 vs Des Moines 0	W
1968-69	Nov. 28, 1968	Komets 2 vs Dayton 4	L
1969-70	Nov. 27, 1969	Komets 6 vs Flint 0	W
1970-71	Nov. 26, 1970	Komets 3 vs Toledo 3	T (no OT)
1971-72	Nov. 25, 1971	Komets 7 vs Columbus 2	W
1972-73	Nov. 23, 1972	Komets 5 vs Des Moines 1	W
1973-74	Nov. 22, 1973	Komets 5 vs Toledo 3	W
1974-75	Nov. 28, 1974	Komets 3 vs Saginaw 4	L
1975-76	Nov. 27, 1975	Komets 10 vs Dayton 3	W
1976-77	Nov. 25, 1976	Komets 5 vs Toledo 1	W 4,647
1977-78	Nov. 24, 1977	Komets 5 vs Dayton 2	W 8,034
1978-79	Nov. 23, 1978	Komets 6 vs Milwaukee 3	W 7,035
1979-80	Nov. 22, 1979	Komets 4 vs Toledo 4	T (no OT) 5,575
1980-81	Nov. 27, 1980	Komets 6 vs Saginaw 4	W 5,560
1981-82	Nov. 26, 1981	Komets 5 vs Saginaw 2	W 4,016
1982-83	Nov. 25, 1982	Komets 4 vs Flint 2	W 3,857
1983-84	Nov. 24, 1983	Komets 2 vs Kalamazoo 3	L 4,343
1984-85	Nov. 22, 1984	Komets 7 vs Toledo 3	W 4,400
1985-86	Nov. 28, 1985	Komets 7 vs Flint 3	W 4,553
1986-87	Nov. 27, 1986	Komets 4 vs Milwaukee 5	OTL 4,134
1987-88	Nov. 26, 1987	Komets 2 vs Saginaw 3	L 5,606
1988-89	Nov. 24, 1988	Komets 5 vs Milwaukee 4	W (SO) 4,175
1989-90	Nov. 23, 1989	Komets 2 vs Peoria 6	L 4,224
1990-91	Nov. 22, 1990	Komets 4 vs Peoria 5	L
1991-92	Nov. 28, 1991	Komets 8 vs San Diego 4	W
1992-93	Nov. 26, 1992	Komets 2 vs San Diego 5	L
1993-94	Nov. 25, 1993	Komets 1 vs Milwaukee 2	L
1994-95	Nov. 24, 1994	Komets 3 vs Chicago 4	SOL 8,103
1995-96	Nov. 23, 1995	Komets 5 vs Indianapolis 6	L 8,103
1996-97	Nov. 28, 1996	Komets 1 vs Milwaukee 4	L 7,409
1997-98	Nov. 27, 1997	Komets 1 vs Grand Rapids 3	L 7,660
1998-99	Nov. 26, 1998	Komets 6 vs Milwaukee 3	W 7,441
1999-00	Nov. 25, 1999	Komets 4 vs Knoxville 3	W 6,314
2000-01	Nov. 23, 2000	Komets 5 vs Flint 6	L 6,233
2001-02	Nov. 22, 2001	Komets 2 vs Port Huron 0	W 6,717
2002-03	Nov. 28, 2002	Komets 0 vs Missouri 1	L 7,504
2003-04	Nov. 27, 2003	Komets 6 vs Missouri 2	W 7,857
2004-05	Nov. 25, 2004	Komets 5 vs Quad City 3	W 8,060
2005-06	Nov. 24, 2005	Komets 5 vs Quad City 4	W (SO) 7,683
2006-07	Nov. 23, 2006	Komets 5 vs Bloomington 2	W 7,639
2007-08	Nov. 22, 2007	Komets 4 vs Port Huron 5	L 7,613
2008-09	Nov. 27, 2008	Komets 5 vs Flint 4	W 7,704
2009-10	Nov. 26, 2009	Komets 5 vs Flint 4	W 8,243
2010-11	Nov. 25, 2010	Komets 5 vs Quad City 2	W 7,289
2011-12	Nov. 24, 2011	Komets 3 vs Bloomington 1	W 7,749
2012-13	Nov. 22, 2012	Komets 4 vs Kalamazoo 3	W 7,479
2013-14	Nov. 28, 2013	Komets 1 vs Florida 3	L 7,398
2014-15	Nov. 27, 2014	Komets 2 vs Indy 1	W (SO) 6,798
2015-16	Nov. 26, 2015	Komets 1 vs Cincinnati 5	L 6,892
2016-17	Nov. 24, 2016	Komets 6 vs Kalamazoo 1	W 7,181

	GP	W	L	T	OTL/SOL	Pts	Pct.	Shutouts For: 2	Shutouts Against: 1
At Fort Wayne	56	35	17	2	2	74	.661	OT/Shootouts: 5 (Won 3, Lost 2, Tied 0)	
Away	4	2	2	0	0	4	.500		
Totals	60	37	19	2	2	78	.650		

ALL TIME RECORDS 1952-2017
KOMETS TRADITIONAL HOLIDAY GAME RECORDS

New Year's Eve Komet Games

<u>Season</u>	<u>Date</u>	<u>Results</u>	<u>Attendance</u>						
1952-53	No game played								
1953-54	No game played								
1954-55	No game played								
1955-56	1955	Komets 3 vs Troy 2 W							
1956-57	1956	Komets 0 vs Toledo 1 L							
1957-58	1957	Komets 1 vs Cincinnati 2 L							
1958-59	1958	Komets 3 vs Toledo 1 W							
1959-60	1959	Komets 5 vs Toledo 0 W							
1960-61	1960	Komets 6 vs Muskegon 1 W							
1961-62	1961	Komets 5 at Indianapolis 2 W (Only Komet New Year's Eve road game)							
1962-63	1962	Komets 3 vs Muskegon 5 L							
1963-64	1963	Komets 3 vs Windsor 2 W (OT)							
1964-65	1964	Komets 4 vs Toledo 3 W							
1965-66	1965	Komets 7 vs Dayton 3 W							
1966-67	1966	Komets 3 vs Toledo 5 L							
1967-68	1967	Komets 4 vs Muskegon 2 W							
1968-69	1968	Komets 1 vs Toledo 4 L							
1969-70	1969	Komets 8 vs Dayton 4 W							
1970-71	1970	Komets 2 vs Des Moines 2 T (no OT)							
1971-72	1971	Komets 1 vs Des Moines 4 L							
1972-73	1972	Komets 8 vs Des Moines 4 W							
1973-74	1973	Komets 3 vs Toledo 4 L							
1974-75	1974	Komets 2 vs Toledo 3 L							
1975-76	No game played								
1976-77	1976	Komets 5 vs Columbus 5 T (no OT)	4,344						
1977-78	1977	Komets 2 vs Kalamazoo 2 T (no OT)	6,432						
1978-79	1978	Komets 7 vs Flint 4 W	5,302						
1979-80	1979	Komets 4 vs Milwaukee 1 W	5,510						
1980-81	1980	Komets 9 vs Flint 5 W	4,703						
1981-82	1981	Komets 4 vs Kalamazoo 7 L	4,386						
1982-83	1982	Komets 12 vs Peoria 2 W	4,200						
1983-84	1983	Komets 8 vs Flint 3 W	4,200						
1984-85	1984	Komets 3 vs Peoria 2 W	5,050						
1985-86	1985	Komets 7 vs Indianapolis 2 W	4,644						
1986-87	1986	Komets 7 vs Indianapolis 5 W	6,002						
1987-88	1987	Komets 10 vs Flint 2 W	5,774						
1988-89	1988	Komets 5 vs Indianapolis 3 W	5,259						
1989-90	1989	Komets 6 vs Phoenix 2 W	3,603						
1990-91	1990	Komets 11 vs Salt Lake 3 W							
1991-92	1991	Komets 5 vs Peoria 2 W							
1992-93	1992	Komets 4 vs Milwaukee 5 SOL							
1993-94	1993	Komets 9 vs Peoria 1 W							
1994-95	1994	Komets 3 vs Milwaukee 2 W (SO)	8,103						
1995-96	1995	Komets 3 vs Cleveland 4 L	8,103						
1996-97	1996	Komets 1 vs Phoenix 6 L	8,103						
1997-98	1997	Komets 4 vs Cincinnati 3 W (SO)	8,153						
1998-99	1998	Komets 2 vs Cleveland 5 L	8,353						
1999-00	1999	Komets 7 vs Madison 3 W	6,843						
2000-01	2000	Komets 6 vs Flint 4 W	8,003						
2001-02	2001	Komets 2 vs Missouri 3 L	10,228						
2002-03	2002	Komets 4 vs Muskegon 1 W	7,874						
2003-04	2003	Komets 7 vs Rockford 3 W	10,507						
2004-05	2004	Komets 5 vs Motor City 0 W	10,502						
2005-06	2005	Komets 6 vs Roanoke 0 W	10,206						
2006-07	2006	Komets 4 vs Chicago 2 W	9,413						
2007-08	2007	Komets 4 vs Bloomington 1 W	9,944						
2008-09	2008	Komets 6 vs Flint 2 W	10,511						
2009-10	2009	Komets 5 vs Bloomington 1 W	10,454						
2010-11	2010	Komets 5 vs Quad City 6 OTL	10,059						
2011-12	2011	Komets 2 vs Bloomington 1 W	10,480						
2012-13	2012	Komets 4 vs Toledo 9 L	10,103						
2013-14	2013	Komets 5 vs Toledo 3 W	9,088						
2014-15	2014	Komets 6 vs Indy 3 W	9,444						
2015-16	2015	Komets 7 vs Indy 0 W	9,497						
2016-17	2016	Komets 1 vs Toledo 3 L	9,896						
	GP	W	L	T	OTL/SOL	Pts	Pct.	Shutouts For: 4	Shutouts Against: 1
At Fort Wayne	60	40	15	3	2	85	.708	OT/Shootouts: 4 (Won 3, Lost 2, Tied 0)	
Away	<u>1</u>	<u>1</u>	<u>0</u>	<u>0</u>	<u>0</u>	<u>2</u>	1.000		
Totals	61	41	15	3	2	87	.713		

ALL TIME RECORDS 1952-2017

REGULAR SEASON CHAMPIONSHIPS

IHL:

9 1959-60, 1962-63, 1972-73, 1977-78, 1983-84, 1985-86, 1986-87, 2007-08, 2008-09

UHL:

3 2002-03, 2003-04, 2006-07

Total Regular Season Championships: 12

PLAYOFF CHAMPIONSHIPS

IHL:

7 1962-63, 1964-65, 1972-73, 1992-93, 2007-08, 2008-09, 2009-10

UHL:

1 2002-03

CHL:

1 2011-12

Total Playoff Championships: 9

KOMETES ALL-TIME MOST HOME WINS, SEASON

	<u>Season</u>	<u>No. of Wins</u>
1	1978-79	32
	1986-87	32
	2007-08	32
2	1982-83	31
	1991-92	31
3	1983-84	30
	1985-86	30
4	2009-10	29
	1959-60	28
	2003-04	28
5	2016-17	28
	1972-73	27
	1987-88	27
6	1988-89	27
	2004-05	27
	2006-07	27
7	1992-93	26
	2000-01	26
	2014-15	26

ATTENDANCE

REGULAR SEASON & PLAYOFFS

HOME ATTENDANCE RECORDS

- Single-Game Attendance Record, Regular Season: 10,525 (4/3/05)
- Single-Game Attendance Record, Playoffs: 10,593 (5/4/03)
- Regular Season Attendance Record: 316,190 (1992-93)
- Regular Season Attendance Per-Game Ave. Record: 7,825 (2009-10)
- Largest attendance, home opener: 10,511 (2008, 2009)
- Most home sellouts, regular season: 25 (1992-93)
- Most playoff sellouts, season: 7 (1991)
- Most consecutive playoff game sellouts, season: 4 (1991)
- Total playoff sellouts: 26 (24 under Franke ownership)

KOMETES ALL-TIME TEAM-VS-TEAM RECORDS VS. ACTIVE ECHL TEAMS

Team	Regular Season				Playoffs		
	<u>W</u>	<u>L</u>	<u>OTL</u>	<u>T</u>	<u>W</u>	<u>L</u>	<u>T</u>
Adirondack	14	5	0	x	0	0	x
Allen	1	0	1	x	1	4	x
Atlanta	8	3	0	x	---	---	x
Brampton	3	4	2	x	---	---	x
Cincinnati	69	91	9	5	11	12	x
Colorado (Denver)	12	10	4	x	---	---	x
Florida	4	7	1	x	---	---	x
Greenville	3	2	1	x	---	---	x
Idaho	0	0	0	x	---	---	x
Indianapolis	184	85	21	5	13	9	x
Jacksonville	0	0	0	x	0	0	x
Kalamazoo	216	153	34	16	24	18	x
Kansas City	23	15	5	x	4	3	x
Manchester	0	1	0	x	---	---	x
Norfolk	1	0	0	x	---	---	x
Orlando	18	10	2	x	2	3	x
Quad City	68	40	14	x	9	9	x
Rapid City	8	4	0	x	6	5	x
Reading	3	5	1	x	4	1	x
South Carolina	2	0	2	x	---	---	x
Toledo	211	164	8	27	31	36	x
Tulsa	4	2	1	x	---	---	x
Utah (SLC)	33	31	7	3	13	8	x
Wheeling	8	5	2	x	---	---	x
Wichita	3	3	1	x	4	1	x
Worcester	0	0	0	x	0	0	x

Includes IHL, UHL, CHL and ECHL seasons combined vs Fort Wayne Komets. Records are exclusive of teams in home cities named.



The Komets have faced the Kalamazoo Wings the most of any active ECHL team at 419 meetings since the very first meeting in the old International Hockey League during the 1974-75 season. The rivalry began when Komets defeated the Wings 2-1 on Nov. 15, 1974 at the new Wings Stadium.

ALL TIME RECORDS 1952-2017

KOMETES 0-0 GAMES, after regulation time, 4-4-1

- 1) Feb. 23, 1960, Komets 1, at St. Paul 0 (overtime)
Goaltenders- FW: Reno Zanier, SP: Glenn Ramsay **W**
- 2) Feb. 27, 1971, Komets 0, at Port Huron 0 (no overtime)
Goaltenders- FW: Jim Keough, PH: Ron Marlow **T**
- 3) Feb. 16, 1986, Kalamazoo 1, at Komets 0, (overtime)
Goaltenders- Kal: Georges Gagnon, FW: Pokey Reddick **L**
- 4) Dec. 27, 2002, at Flint 1, Komets 0 (shootout)
Goaltenders- Flt: Sean Weaver, FW: Tom Lawson **L**
- 5) Dec. 4, 2004, Komets 1, at Muskegon 0 (shootout)
Goaltenders- FW: Tyler Masters, Mus: Clayton Pool **W**
- 6) Jan. 9, 2011, Quad City 1, at Komets 0 (overtime)
Goaltenders- QC: David Brown, FW: Nick Boucher **L**
- 7) Oct. 19, 2012, at Kalamazoo 1, Komets 0 (SOL)
Goaltenders- Kal: Joel Martin, FW: Ken Reiter **L**
- 8) Nov. 28, 2015, at Fort Wayne 1, Toledo 0 (overtime)
Goaltenders- FW: Spencer Martin, Tol: Jake Paterson **W**
- 9) Mar. 23, 2016, at Fort Wayne 1, Wheeling 0 (shootout)
Goaltenders- FW: Pat Nagle, Whl: J.P. Anderson **W**

KOMETES MORNING GAMES RECORD, 3-2-1

- 1 Nov. 7, 2012 at Toledo, 4-2 win
- 2 Nov. 6, 2013 at Evansville, 6-3 loss
- 3 Nov. 12, 2014 at Kalamazoo, 4-0 win
- 4 Nov. 19, 2014 at Toledo, 6-3 loss
- 5 Feb. 2, 2016 at Brampton, 5-2 win
- 6 Dec. 6, 2016 at Toledo, 5-4 overtime loss

KOMETES ALL-TIME TOP 16 LONGEST OVERTIME GAMES

- 1 April 14, 1960, vs St. Paul 5-4 loss, 8:29 fourth OT (118:29)
 - 2 May 19, 1994, vs Atlanta 7-6 loss, 1:56 third OT (101:56)
 - 3 May 12, 2008, vs Port Huron 3-2 win, 0:23 third OT (100:23)
 - 4 April 22, 2016, at Cincinnati 3-2 win, 15:20 second OT (95:20)
 - 5 April 18, 2009, at Kalamazoo 3-2 loss, 14:58 second OT (94:58)
 - 6 May 8, 2014, vs Cincinnati 3-2 loss, 11:25 second OT (91:25)
 - 7 April 23, 2005, vs Missouri 3-2 loss, 11:15 second OT (91:15)
 - 8 April 23, 2016, at Cincinnati, 5-4 loss, 9:37 second OT (89:37)
 - 9 April 26, 2003 vs Quad City 4-3 loss, 6:57 second OT (86:57)
 - 10 April 27, 2014 vs Reading 2-1 win, 6:45 second OT (86:45)
 - 11 May 10, 2015 vs Toledo 3-2 win, 5:26 second OT (85:26)
 - 12 April 19, 2012 at Missouri 5-4 win, 2:47 second OT (82:47)
 - 13 April 4, 1968, vs Dayton 3-2 loss, 11:07 second OT (81:07)
 - 14 April 21, 1991, at Indianapolis 4-3 win, 18:29 OT (78:29)
 - 15 May 10, 2005, vs Rockford 2-1 win, 14:46 OT (74:46)
 - 16 March 31, 1966, at Dayton 5-4 loss, 3:21 second OT (73:21)
- Note: Komets are 5-9 in playoff OT games that reach a second OT.



Komets longest game ever was against the St. Paul Saints, April 14, 1960. The game lasted 118:29. The Saints scored at 8:29 of the fourth overtime after Len Ronson failed to score on a penalty shot against Glen Ramsay.

ALL TIME RECORDS 1952-2017

KOMETS ALL-TIME 50-GOAL SCORERS

	<u>Player</u>	<u>Season</u>	<u>Goals</u>	<u>Games</u>
1	Len Ronson	1959-60	62	68
2	Eddie Long	1962-63	56	70
3	Merv Dubchak	1964-65	52	70
4	Merv Dubchak	1965-66	72	70
5	Merv Dubchak	1966-67	52	72
6	Ron Zanussi	1976-77	53	77
7	Terry McDougall	1978-79	57	79
8	Barry Scully	1979-80	61	80
9	Barry Scully	1980-81	69	82
10	Barry Scully	1981-82	60	79
11	Barry Scully	1982-83	57	76
12	Ron Leef	1982-83	57	77
13	Rob Motz	1983-84	54	81
14	Wally Schreiber	1984-85	51	81
15	Lonnie Loach	1990-91	55	81

KOMETS ALL-TIME 100+ POINT SEASONS, INDIVIDUAL

	<u>Season</u>	<u>Player</u>	<u>Total Points</u>
1	1958-59	Len Thornson	103
2	1959-60	Len Ronson	109
3	1959-60	Len Thornson	107
4	1961-62	Len Thornson	122
5	1961-62	Reg Primeau	105
6	1962-63	Len Thornson	115
7	1962-63	Eddie Long	102
8	1963-64	Len Thornson	108
9	1964-65	Bobby Rivard	116
10	1964-65	Merv Dubchak	101
11	1965-66	Bobby Rivard	133
12	1965-66	Merv Dubchak	117
13	1965-66	Johnny Goodwin	114
14	1965-66	Len Thornson	105
15	1966-67	Len Thornson	139
16	1966-67	Johnny Goodwin	106
17	1976-77	Terry McDougal	103
18	1977-78	Dan Bonar	108
19	1978-79	Terry McDougal	139
20	1978-79	Al Dumba	111
21	1978-79	Robbie Laird	107
22	1979-80	Al Dumba	119
23	1979-80	Barry Scully	108
24	1980-81	Barry Scully	108
25	1981-82	Barry Scully	100
26	1982-83	Ron Leef	120
27	1982-83	Barry Scully	101
28	1983-84	Wally Schreiber	113
29	1983-84	Doug Rigler	104
30	1984-85	Wally Schreiber	109
31	1989-90	Bob Lakso	100
32	1990-91	Lonnie Loach	131
33	1991-92	Scott Gruhl	105
34	1993-94	Colin Chin	100

KOMETS ALL-TIME TOP POINT LEADERS

	<u>Player</u>	<u>GP</u>	<u>G</u>	<u>A</u>	<u>Pts</u>
1	Len Thornson	763	412	807	1219
2	Eddie Long	801	425	427	852
3	Colin Chaulk	588	184	500	684
4	Terry McDougall	507	249	396	645
5	Colin Chin	660	246	390	636
6	John Goodwin	480	200	387	587
7	Guy Dupuis	945	126	417	543
8	Reg Primeau	452	200	342	542
9	Merv Dubchak	437	321	218	539
10	Robbie Laird	520	223	276	499
11	Lionel Repka	666	90	402	492

KOMETS ALL-TIME TOP 10 MOST CAREER GAMES PLAYED

1	Guy Dupuis	945
2	Eddie Long	801
3	Terry Pembroke	784
4	Len Thornson	763
5	Lionel Repka	666
6	Colin Chin	660
7	Colin Chaulk	588
8	Carey Lucyk	583
9	Dale Baldwin	528
10	Rob Laird	520

KOMETS ALL-TIME BEST GOALS-AGAINST AVERAGES

(in a season, minimum 25 games, 1500 minutes)

	<u>Goaltender</u>	<u>GAA</u>	<u>Min</u>	<u>Season</u>
1.	Kevin St. Pierre	1.98	3356	2003-04
2.	Tom Lawson	2.00	3178	2002-03
3.	Tim Haun	2.12	2409	2009-10
4.	Kevin St. Pierre	2.24	3727	2006-07
5.	Kevin St. Pierre	2.30	2551	2004-05
6.	Kevin St. Pierre	2.32	3175	2005-06
	Nick Boucher	2.32	1862	2007-08
7.	Kevin Reiter	2.34	2723	2007-08
8.	Pat Nagle	2.36	2969	2015-16
9.	Doug Teskey	2.41	2739	2001-02
	Roman Will	2.41	1745	2014-15
10.	Nick Boucher	2.43	3205	2008-09
11.	Nick Boucher	2.44	2899	2011-12
12.	Pat Nagle	2.48	1938	2014-15
13.	Nick Boucher	2.49	2182	2009-10
14.	Bruce Racine	2.51	2605	1997-98
15.	Reno Zanier	2.61	64 GP	1959-60
16.	Tyler Masters	2.68	2018	2004-05
	Garrett Bartus	2.68	1745	2016-17
17.	Andrey Makarov	2.79	1850	2013-14
18.	Doug Teskey	2.87	2680	1999-00
19.	Robbie Irons	2.89	2737	1972-73
	Bob Essensa	2.89	2529	1995-96
20.	Bob Lalonde	2.92	59 GP	1956-57
	Darren Jensen	2.92	3325	1983-84
	Kevin Reiter	2.92	1723	2010-11
21.	Don Atchison	2.94	1774	1972-73
22.	Nick Boucher	2.96	2269	2010-11
23.	Pokey Reddick	3.05	1811	1985-86
24.	Pokey Reddick	3.08	3043	1992-93
25.	Rick Knickle	3.11	2719	1988-89
26.	Mike O'Neill	3.13	1858	1991-92
27.	Paul Hoganson	3.14	3074	1971-72
28.	Rick St. Croix	3.20	2474	1985-86
29.	Gerry Randall	3.26	69 GP	1966-67
30.	Robbie Irons	3.27	2713	1974-75
	Doug Teskey	3.27	2517	2000-01
31.	Murray Bannerman	3.28	2435	1977-78
32.	Robbie Irons	3.29	2701	1973-74

ALL TIME RECORDS 1952-2017**REGULAR SEASON RECORDS**

All records include International Hockey League seasons 1952-53 through 1998-99 and 2007-08 through 2009-10, United Hockey League seasons 1999-00 through 2006-07, Central Hockey League seasons 2010-11 and 2011-12, and ECHL 2012-13 thru 2016-17 seasons (65 total seasons).

KOMETES TEAM RECORDS**BEST RECORD:**

56-12-6-2 2007-08

WORST RECORD:

20-38-2 1952-53

MOST POINTS, SEASON:

120 2007-08

Previously 112, 1983-84, 1985-86, 1991-92, 2003-04

MOST WINS, SEASON:

56 56-12-6-2, 2007-08

MOST HOME WINS, SEASON:

32 1978-79, 1986-87, 2007-08

MOST ROAD WINS, SEASON:

25 2003-04, 2008-09

MOST LOSSES, SEASON:

47 1996-97

MOST OVERTIME/SHOOTOUT LOSSES, SEASON:

13 2001-02

FEWEST POINTS, SEASON:

42 1952-53

FEWEST WINS, SEASON:

20 1952-53

FEWEST LOSSES, SEASON:

12 2007-08

FEWEST OVERTIME/SHOOTOUT LOSSES, SEASON:

4 1987-88, 2006-07

MOST SHOOTOUT ROUNDS, GAME:

14 12/29/08 vs Kalamazoo, 4-3 loss (3-4 in shootout)

MOST GOALS FOR, PERIOD:

9 11/8/58 vs Troy, 2nd period, 17-1 win

12/31/82 vs Peoria, 3rd period, 12-2 win

MOST GOALS FOR, GAME:

17 11/8/58 vs Troy, 17-1 win

MOST CONSECUTIVE GOALS FOR, GAME:

16 11/8/58 vs Troy, 17-1 win

MOST GOALS FOR, SEASON:

386 1978-79

FEWEST GOALS FOR, SEASON:

170 1956-57

MOST GOALS AGAINST, GAME:

14 11/27/55 at Cincinnati, 14-1 loss

MOST GOALS AGAINST BY ONE PLAYER, GAME:

6 3/8/61, Bryan McLay, Muskegon, at Fort Wayne

MOST GOALS AGAINST, SEASON:

375 1981-82

FEWEST GOALS AGAINST, SEASON:

177 1956-57

MOST ASSISTS, SEASON:

656 1978-79

MOST TOTAL POINTS, SEASON:

1042 1978-79

MOST PENALTY MINUTES, SEASON:

2,645 1991-92

FEWEST PENALTY MINUTES, SEASON:

581 1958-59

MOST 30-GOAL SCORERS, SEASON:7 1978-79: Terry McDougall (57), Al Dumba (46),
Robbie Laird (45), Dave Ross (43), Barry Scully (42),
Stu Ostlund (34), Richard Pepin (31)**MOST 40-GOAL SCORERS, SEASON:**5 1978-79: Terry McDougall (57), Al Dumba (46),
Robbie Laird (45), Dave Ross (43), Barry Scully (42)**FASTEST GOAL TO START A GAME:**

:06 1/31/73, Jim Hrycuik vs Des Moines, 7-4 win

FASTEST 2 GOALS:

:04 2/21/16 vs Colorado, 5-4 OTL, Garrett Meurs (both goals)

FASTEST 2 GOALS, DIFFERENT PLAYERS:

:05 3/31/90 vs Flint, 7-4 win, Mike DeCarle and Brad Aitkien

FASTEST 3 GOALS:

:39 4/9/10 vs Dayton, 7-4 win

FASTEST 4 GOALS:

1:50 4/17/76 vs Dayton

MOST HAT TRICKS, ONE GAME:3 11/23/55 vs Indianapolis (Pete Wywrot, Art Stone,
Jacques Gagne)**MOST SHOTS ALLOWED, PERIOD:**

31 1/6/82 vs Kalamazoo

MOST SHOTS ALLOWED, GAME:

66 1/6/82 vs Kalamazoo

FEWEST SHOTS ALLOWED, PERIOD:

0 1/6/90 vs Peoria; 10/21/06 vs Quad City

FEWEST SHOTS ALLOWED, GAME:

8 2/8/03 vs Kalamazoo, 1-0 win

MOST SHOTS ON GOAL, PERIOD:

32 3/27/65 vs Dayton

MOST SHOTS ON GOAL, GAME (regulation):

80 3/27/65 vs Dayton, 12-1 win, regular season game

FEWEST SHOTS ON GOAL, GAME

8 3/8/53 at Milwaukee, 12-6 loss

MOST CONSECUTIVE GOALS, GAME:

16 11/8/58 vs Troy, 17-1 win

MOST CONSECUTIVE GAMES SCORING A HAT TRICK:5 10/28/83-11/5/83: Wally Schreiber (4) 10/28/83,
Wally Schreiber (3) 10/29/83, Ron Leef (3) 11/2/83,
Bob Attwell (3) 11/4/83, Steve Salvucci (3) 11/5/83**LONGEST WINNING STREAK TO START A SEASON:**

8 10/20/78-11/4/78

LONGEST WINNING STREAK, SEASON:

14 11/24/59-12/31/59

LONGEST HOME WINNING STREAK:

25 12/27/07-4/9/08

LONGEST ROAD WINNING STREAK:

10 11/20/92-1/3/93

BEST WINNING PERCENTAGE, SEASON:

.789 2007-08

LONGEST LOSING STREAK:

12 Three times. Most recent 11/8/96-12/7/96.

LONGEST HOME LOSING STREAK:

7 9/30/94-11/5/94 and 11/8/96-12/7/96

LONGEST ROAD LOSING STREAK:

15 1/23/74-3/15/74

LONGEST GAME:

118:29 4/14/60 vs St. Paul, 5-4 playoff loss

ALL TIME RECORDS 1952-2017, REGULAR SEASON

KOMETS INDIVIDUAL RECORDS

PLAYERS

Most Points, Season:

139 Len Thornson (72 games), 1966-67
Terry McDougall (80 games), 1978-79

Most Points, Career:

1219 Len Thornson, 12 seasons: 1957-58 to 1968-69

Most Points, Game:

9 Eddie Long (5 goals, 4 assists) 3/4/62 vs Indianapolis
Art Stone (3 goals, 6 assists) 11/4/58 vs Troy

Most Goals, Game:

5 Eddie Long, 3/4/62 vs Indianapolis
Norm Waslawski, 3/22/63 vs St. Paul
Rod Willard, 2/21/81 vs Flint
Ron Leef, 12/4/82 vs Kalamazoo

Most Short-handed Goals, Game:

3 Shawn Szydlowski, 3/21/15 vs Missouri

Most Goals, Season:

72 Merv Dubchak, 1965-66

Most Goals, Career:

425 Eddie Long, 14 seasons: 1952-53 to 1965-66

Most Assists, Season:

93 Len Thornson, 1966-67

Most Assists, Career:

807 Len Thornson, 12 seasons: 1957-58 to 1968-69

Most Assists, Game:

6 Art Stone, 11/8/58 vs Troy
Len Thornson, 3/4/62 vs Indianapolis
Reg Primeau, 3/18/62 at Indianapolis

Most Penalty Minutes, Game:

50 Robin Bawa, 3/30/88 vs Kalamazoo,
4-3 win (2 majors, 2 matches, 2 game misconducts)

Most Penalty Minutes, Season:

590 Andy Bezeau, 1995-96

Fewest Penalty Minutes, Season:

0 Len Thornson, 1958-59

Most Consecutive Games Without A Penalty:

69 Len Thornson, 1958-59

Most Games, Career:

945 Guy Dupuis, 14 seasons: 1991-92 to 2010-11

Fastest 2 Goals, Player:

:04 Garrett Meurs, 2/21/16 vs Colorado, 5-4 OTL

Fastest 3 Goals, Player:

1:32 Robbie Laird, playoffs, 4/17/76 vs Dayton

Longest Point-Scoring Streak:

21 Keli Corpse, 1/20/01-3/9/01 (10 goals, 21 assists)

Longest 2-Point Scoring Streak:

14 Len Thornson, 12/10/60-1/11/61 (14 goals, 25 assists)

Longest Goal-Scoring Streak: Uncertain at this time

8-game streaks known:

Merv Dubchak, 1965-66 (twice: 12/1/65-12/12/65, 12 goals;
3/4/66-3/18/66, 15 goals)

John Purves, 1994-95 (3/9/95-3/28/95, 9g)

Konstantin Shafranov, 1995-96 (11/25/95-12/15/95, 13g)

Most Hat Tricks, Season:

4 Eddie Long, 1956-57
Barry Scully, 1982-83
Ron Leef, 1982-83 & 1983-84
Rob Motz, 1983-84

GOALTENDERS

Most Appearances, Season:

70 Chuck Adamson, 1962-63; 1963-64

Most Minutes Played, Season:

4,203 Chuck Adamson, 1963-64

Most Wins, Season:

43 Kevin St. Pierre, 2003-04

Most Losses, Season:

36 Ivan Walmsley, 1954-55

Most Overtime/Shootout Losses, Season:

10 Tom Lawson, 2002-03

Most Shots Faced, Season:

2,532 Chuck Adamson, 1963-64

Most Saves, Season:

2,268 Chuck Adamson, 1963-64

Fewest Saves, Game:

8 Chuck Adamson vs Dayton, 3/27/65
Tom Lawson vs Kalamazoo, 2/8/03

Fewest Saves, Period:

0 Stephane Beauregard vs Peoria, 1/6/90, 2nd period
Kevin St. Pierre vs Quad City, 10/21/06, 3rd period

Best GAA, Season:

1.98 Kevin St. Pierre, 2003-04

Longest Win Streak (Regular season)

11 Kevin Reiter, 2/29/08-4/12/08

Longest Win Streak (Regular season and playoffs combined)

15 Pokey Reddick, 4/9/93-5/21/93

Longest Road Win Streak (Regular season)

9 Kevin St. Pierre, 1/15/05-3/4/05

Longest Road Win Streak (Regular season and playoffs)

11 Pokey Reddick, 2/19/93-5/16/93

Longest Shutout Sequence:

198:26 Mike O'Neill, 11/15/91-11/24/91, 2 SO

Longest Shutout Sequence, TEAM:

189:27 12/30/05-1/8/06
Kevin St. Pierre (129:27) & Kevin Kurk (60:00)

Most Shutouts, Season:

8 Kevin St. Pierre, 2003-04
Kevin Reiter, 2007-08

Most Shutouts, Career:

23 Kevin St. Pierre, 4 seasons (2003-04 to 2006-07)

Most Consecutive Shutouts, Season:

3 Kevin Reiter, 2007-08



Nick Boucher -- Tied Pokey Reddick (1993) for most playoff wins by a Komets goaltender with 12 (2012). Won a record four Fort Wayne league championships (2008, 2009, 2010, 2012).

ALL TIME RECORDS 1952-2017, PLAYOFFS

KOMETS TEAM PLAYOFF RECORDS

Most games played, one year:

19 1991

Fewest games played, one year:

2 1954 and 1999

Most home games played, one year:

10 2012

Fewest home games played, one year:

1 1954, 1970 and 1999

Most road games played, one year:

10 1991

Fewest road games played, one year:

1 1954 and 1999

Most playoff wins, one year:

12 1993, 2012

Fewest playoff wins, one year:

0 1954, 1970 and 1999

Most home playoff wins, one year:

7 1965 and 1994

Fewest home playoff wins, one year:

0 1954, 1956, 1969, 1970, 1995 and 1999

Most road playoff wins, one year:

6 1993, 2012

Fewest road playoff wins, one year:

0 1954, 1958, 1961, 1966, 1970, 1971, 1983, 1988,
1990, 1992, 1998, 1999 and 2006

Most playoff losses, season:

9 1991

Fewest playoff losses, season:

0 1993

Most goals in a game:

10 4/18/64 at Toledo, 10-4
4/12/80 vs Toledo, 10-1
4/13/95 at Peoria, 10-4

Most goals against in a game:

10 4/25/81 at Saginaw, 10-2
4/14/90 at Muskegon, 10-3

Most goals, period:

5 3/30/76 vs Toledo
4/5/79 vs Grand Rapids
5/19/94 vs Atlanta
4/13/95 vs Peoria
5/3/03 at Quad City
4/19/05 at Missouri
4/30/10 vs Port Huron
5/7/12 vs Missouri

Most goals allowed, period:

5 4/16/76 vs Dayton
5/3/89 vs Muskegon

Most shutouts, one year:

2 1960, 1964, 1967, 1973, 1986, 2003, 2007, 2008, 2016

Most times shutout, one year:

2 1960, 1994 and 2004

Total shutouts all-time (for and against):

40 23-17

Most consecutive games won, one year:

12 4/16/93-5/21/93

Most consecutive games won (over more than one year):

13 4/16/93-4/15/94

Most consecutive games lost (over more than one year):

10 3/28/69-3/27/71

Most consecutive home games won (over more than one year):

12 3/21/72-4/4/76

Most consecutive road games won (over more than one year):

7 4/22/93-4/15/94

Playoff overtime game record:

78gp, 35-41-2 (thru 2017 playoffs)

When 3-0 in a playoff series:

22-0 (thru 2016-17)

KOMETS INDIVIDUAL PLAYOFF RECORDS

PLAYERS

Most points, career:

127 Len Thornson

Most points, season:

25 Terry McDougall, 1979

Most points, series:

13 Terry McDougall, 1979 vs Grand Rapids

Most points, game:

5 Eddie Long, 4/9/63 vs Muskegon
Terry McDougall, 3/30/76 vs Toledo
Barry Scully, 4/12/80 vs Toledo
Al Dumba, 5/4/80 vs Saginaw
Wally Schreiber, 4/20/84 vs Toledo
Mitch Messier, 5/4/94 vs Cincinnati
Kevin Wortman, 4/17/96 vs Orlando
Dustin Virag, 4/6/03 at Port Huron

Most goals, career:

53 Len Thornson

Most goals, season:

13 Barry Scully, 1980

Most goals, game:

4 Len Thornson, 4/17/65 vs Des Moines
Mitch Messier, 5/4/94 at Cincinnati
Kelly Hurd, 4/21/00 vs Binghamton

Most assists, career:

74 Len Thornson

Most assists, season:

18 Terry McDougall, 1979

Most assists, game:

5 Eddie Long, 4/9/63 at Muskegon
Dave Lemay, 4/6/01 vs Missouri

Most games, career:

99 Colin Chaulk

Most games, season:

19 Lonnie Loach, Bruce Boudreau, Scott Gruhl, Bob Lakso,
Dan Lambert, Carey Lucyk, Kevin Kaminski, Ian Boyce,
Stephane Beauregard, Jean-Marc Richard (1991)

Fastest goal from start of period:

:12 Eddie Long, 3/29/61 vs Toledo

Fastest overtime playoff goal:

:16 Reggie Primeau, 3/31/65 vs Toledo

Fastest 2 goals:

:10 Norm Waslawski and Roger Maisonneuve
4/10/59 vs Louisville

Fastest 2 goals, player:

:18 Bruce Boudreau, 4/13/91 vs Indianapolis

Fastest 3 goals:

1:32 Robbie Laird, 4/17/76 vs Dayton (Player and Team Record)

Most consecutive goals, game:

3 Robbie Laird, 4/17/76 vs Dayton
Colin Chin, 4/26/96 vs Orlando
Kelly Hurd, 4/21/00 vs Binghamton
Sean Venedam, 4/13/03 vs Elmira
Matt Syroczyński, 5/12/10 at Flint

(Individual playoff records continued on next page)

ALL TIME RECORDS 1952-2017, PLAYOFFS

KOMETES INDIVIDUAL PLAYOFF RECORDS

PLAYERS (continued)

Most goals, period:

- 3 Robbie Laird, 4/17/76 vs Dayton
- Colin Chin, 4/18/93 vs Cleveland
- Colin Chin, 4/26/96 vs Orlando
- Kelly Hurd, 4/21/00 vs Binghamton
- Sean Venedam, 4/13/03 vs Elmira
- Matt Syroczyński, 5/12/10 at Flint

Most penalty minutes, game:

- 32 Jeff Worlton, 5/4/05 at Rockford

Most penalty minutes, season:

- 169 Kevin Kaminski, 1991

GOALTENDING

Most saves, game:

- 60 Peter Sidorkiewicz, 5/19/94 vs Atlanta, 3 OT

Most saves, regulation game:

- 57 Scott LaGrand, 4/10/97 at Cleveland

Most saves, period:

- 26 Don Atchison, 3/24/73 vs Flint
- Kevin St. Pierre, 5/2/07 at Rockford, 2nd period

Most wins, goaltender, season:

- 12 Pokey Reddick, 1993
- Nick Boucher, 2012

Longest shutout streak, goaltender:

- 109:12 Reno Zanier, 1960 semifinals vs Louisville

Most penalty minutes, goaltender, season:

- 16 Stephane Beaugard, 1990

Most shutouts, season:

- 2 Reno Zanier, 1960
- Chuck Adamson, 1964
- Tom Lawson, 2003
- Kevin St. Pierre, 2007
- Pat Nagle, 2016

KOMETES ALL-TIME TOP 10 PLAYOFF SCORING LEADERS

	Player	GP	G	A	Pts
1	Len Thornson	92	53	74	127
2	Colin Chaulk	99	33	69	102
3	Terry McDougall	69	29	66	95
4	Barry Scully	59	39	34	73
	Eddie Long	65	34	39	73
5	Colin Chin	86	39	32	71
6	John Goodwin	52	23	45	68
7	Norm Waslawski	52	32	35	57
	Rob Laird	59	28	29	57
	Jim Burton	72	10	47	57

KOMETES ALL-TIME RECORD IN GAME 7'S

7th Games played: 13 Record: 9-4


1	1960	Monday, 4/18/60	vs St. Paul	Finals	Lost 3-1	Attn: 7,347
2	1967	Saturday, 4/8/67	vs Des Moines	Semifinals	Won 6-0	Attn: 5,331
3	1979	Monday, 5/7/79	at Grand Rapids	Semiifinals	Lost 6-2	Attn: 3,155
4	1981	Monday, 4/20/81	vs Milwaukee	Quarterfinals	Won 7-3	Attn: 3,515
5	1985	Sunday, 4/28/85	vs Salt Lake	Quarterfinals	Won 6-2	Attn: 2,396
6	1991	Sunday, 4/21/91	at Indianapolis	Quarterfinals	Won 4-3 (OT)	Attn: 4,408
7	1992	Monday, 4/20/92	vs Kalamazoo	Quarterfinals	Lost 4-3	Attn: 8,003
8	2005	Tuesday, 5/10/05	vs Rockford	Semifinals	Won 2-1 (OT)	Attn: 6,012
9	2008	Monday, 5/12/08	vs Port Huron	Finals	Won 3-2 (3 OT)	Attn: 10,462
10	2010	Monday, 5/3/10	vs Port Huron	Semifinals	Won 4-0	Attn: 7,454
11	2012	Thursday, 4/26/12	vs Missouri	Semifinals	Won 6-4	Attn: 7,049
12	2015	Wednesday, 5/13/15	at Toledo	Quarterfinals	Lost 5-2	Attn: 6,523
13	2016	Wednesday, 4/27/16	vs Cincinnati	Quarterfinals	Won 2-0	Attn: 5,717



Len Thornson



Reno Zainier



Terry McDougall

ALL TIME RECORDS 1952-2017, PLAYOFFS

Fort Wayne Komets Playoff History -- Game-byGame

Year	Result	GP	W	L	T	GF-GA	Attendance
1952-53	Did not qualify						
1953-54	Quarterfinals vs Johnstown Jets	2	0	2	0	6-8	
	Tuesday, March 16	at Johnstown 5,	Fort Wayne 4	(2:16 OT)			1622
	Wednesday, March 17	at Fort Wayne 2,	Johnstown 3				3351
	Johnstown wins best-of-three series 2-0						
1954-55	Did not qualify						
1955-56	Semi-finals vs Cincinnati Mohawks	4	1	3	0	6-14	
	Thursday, March 15	at Cincinnati 1,	Fort Wayne 2				1375
	Sunday, March 18	at Fort Wayne 1,	Cincinnati 4				6521
	Tuesday, March 29	at Cincinnati 5,	Fort Wayne 1				1403
	Wednesday, March 21	at Fort Wayne 2,	Cincinnati 4				2429
	Cincinnati wins best-of-five series 3-1						
1956-57	Did not qualify						
1957-58	Semi-finals vs Indianapolis Chiefs	4	1	3	0	8-18	
	Sunday, March 16	at Fort Wayne 1,	Indianapolis 3				2758
	Tuesday, March 18	at Fort Wayne 5,	Indianapolis 4	(3:20 OT)			1930
	Wednesday, March 19	at Indianapolis 8,	Fort Wayne 2				1800
	Friday, March 21	at Indianapolis 3,	Fort Wayne 0				3250
	Indianapolis wins best-of-five series 3-1						
1958-59	Semi-finals vs Indianapolis Chiefs	5	4	1	0	25-15	
	Tuesday, March 31	at Indianapolis 4,	Fort Wayne 6				1802
	Wednesday, April 1	at Fort Wayne 5,	Indianapolis 1				1602
	Saturday, April 4	at Fort Wayne 6,	Indianapolis 1				4023
	Sunday, April 5	at Fort Wayne 2,	Indianapolis 5				2506
	Wednesday, April 8	at Fort Wayne 6,	Indianapolis 4				2110
	Fort Wayne wins best-of-seven series 4-1						
	Finals vs Louisville Rebels	6	2	4	0	23-26	
	Friday, April 10	at Louisville 1,	Fort Wayne 4				1851
	Saturday, April 11	at Fort Wayne 4,	Louisville 6				4406
	Monday, April 13	at Fort Wayne 3,	Louisville 4	(1:05 OT)			2210
	Wednesday, April 15	at Louisville 7,	Fort Wayne 5				2071
	Sunday, April 19	at Louisville 5,	Fort Wayne 6				2060
	Tuesday, April 21	at Fort Wayne 1,	Louisville 3				3502
	Louisville wins best-of-seven series 4-2						
1959-60	Semi-finals vs Louisville Rebels	6	4	2	0	13-9	
	Tuesday, March 22	at Fort Wayne 2,	Louisville 1				2620
	Thursday, March 24	at Fort Wayne 0,	Louisville 2				2705
	Saturday, March 26	at Fort Wayne 4,	Louisville 3				7382
	Tuesday, March 29	at Louisville 2,	Fort Wayne 1				2995
	Friday, April 1	at Louisville 0,	Fort Wayne 4				2562
	Saturday, April 2	at Louisville 1,	Fort Wayne 2				2065
	Fort Wayne wins best-of seven series 4-2						
	Finals vs St. Paul Saints	7	3	4	0	29-23	
	Thursday, April 7	at St. Paul 5,	Fort Wayne 3				5147
	Saturday, April 9	at St. Paul 3,	Fort Wayne 0				7249
	Tuesday, April 12	at Fort Wayne 8,	St. Paul 0				3521
	Thursday, April 14	at Fort Wayne 4,	St. Paul 5	(11:31 4th OT)			3612
	Saturday, April 16	at Fort Wayne 5,	St. Paul 3				5483
	Sunday, April 17	at Fort Wayne 8,	St. Paul 4				3220
	Monday, April 18	at Fort Wayne 1,	St. Paul 3				7347
	St. Paul wins best-of-seven series 4-3						

(Cont'd next page)

ALL TIME RECORDS 1952-2017, PLAYOFFS

Fort Wayne Komets Playoff History -- Game-By-Game (Cont'd)

Year	Result	GP	W	L	T	GF-GA	Attendance	
1960-61	Round Robin Series	8	3	3	2	27-26		
	<u>Team</u>	<u>GP</u>	<u>W</u>	<u>L</u>	<u>T</u>	<u>Pts</u>	<u>GF</u> <u>GA</u>	
	Muskegon Zephears	8	4	2	2	10	30 29	
	Fort Wayne Komets	8	3	3	2	8	27 26	
	Toledo Mercurys	8	3	5	0	6	30 32	
	Saturday, March 18	at Toledo 4, Fort Wayne 2						1454
	Sunday, March 19	at Fort Wayne 3, Toledo 1						3014
	Friday, March 24	at Toledo 7, Fort Wayne 5						1125
	Saturday, March 25	at Muskegon 4, Fort Wayne 4 (1 OT)						3637
	Monday, March 27	at Fort Wayne 4, Muskegon 2						1837
	Wednesday, March 29	at Fort Wayne 4, Toledo 2						2340
	Thursday, March 30	at Muskegon 5, Fort Wayne 4						3329
	Friday, March 31	at Fort Wayne 1, Muskegon 1 (1 OT)						4690
	Fort Wayne eliminated from playoffs							
1961-62	Did not qualify							
1962-63	Semi-finals vs Muskegon Zehpyrs	6	4	2	0	28-28		
	Saturday, March 30	at Fort Wayne 4, Muskegon 7						4071
	Wednesday, April 3	at Muskegon 5, Fort Wayne 0						2995
	Thursday, April 4	at Fort Wayne 6, Muskegon 2						2611
	Saturday, April 6	at Muskegon 5, Fort Wayne 6 (2:08 OT)						5040
	Sunday, April 7	at Fort Wayne 5, Muskegon 3						4172
	Tuesday, April 9	at Muskegon 6, Fort Wayne 7 (5:28 OT)						3019
	Fort Wayne wins best-of-seven series 4-2							
	Finals vs Minneapolis Millers	5	4	1	0	21-16		
	Saturday, April 13	at Fort Wayne 8, Minneapolis 4						5498
	Sunday, April 14	at Fort Wayne 1, Minneapolis 6						3875
	Wednesday, April 17	at (St. Paul) Minneapolis 1, Fort Wayne 2						1415
	Saturday, April 20	at (St. Paul) Minneapolis 3, Fort Wayne 6						1702
	Tuesday, April 23	at Fort Wayne 4, Minneapolis 2						5026
	Fort Wayne wins best-of-seven series 4-1							
1963-64	Semi-finals vs Windsor Bulldogs	6	4	2	0	20-17		
		*(Actual) 6	3	3	0	20-17		
	Tuesday, March 31	at Fort Wayne 3, Windsor 2						2668
	Wednesday, April 1	at Windsor 6, Fort Wayne 2						1643
	Saturday, April 4	at Fort Wayne 8, Windsor 1						5089
	Sunday, April 5	at Windsor 3, Fort Wayne 1						2151
	Tuesday, April 7	at Fort Wayne 3, Windsor 0						2473
	*Wednesday, April 8	at Windsor 5, Fort Wayne 3						1517
	Fort Wayne Komets are awarded the series because Windsor used an ineligible player.							
	*Game six was awarded to Fort Wayne.							
	Fort Wayne wins best-of-seven series 4-2							
	Finals vs Toledo Blades	6	2	4	0	26-24		
	Wednesday, April 15	at Toledo 8, Fort Wayne 4						1474
	Saturday, April 18	at Toledo 4, Fort Wayne 10						3287
	Tuesday, April 21	at Fort Wayne 2, Toledo 6						3842
	Wednesday, April 22	at Fort Wayne 7, Toledo 0						2962
	Friday, April 24	at Toledo 3, Fort Wayne 1						2526
	Sunday, April 26	at Fort Wayne 2, Toledo 3 (3:23 OT)						4714
	Toledo wins best-of-seven series 4-2							

(Cont'd next page)

ALL TIME RECORDS 1952-2017, PLAYOFFS

Fort Wayne Komets Playoff History -- Game-byGame (Cont'd)

Year	Result	GP	W	L	T	GF-GA	Attendance
1964-65	Semi-finals vs Toledo Blades	4	4	0	0	24-12	
	Tuesday, March 30	at Fort Wayne	8	Toledo	1		2118
	Wednesday, March 31	at Fort Wayne	5	Toledo	4 (0:16 OT)		1998
	Saturday, April 3	at Fort Wayne	6	Toledo	4		5360
	Sunday, April 4	at Fort Wayne	5	Toledo	3		3416
	Fort Wayne wins best-of-seven series 4-0						
	Finals vs Des Moines Oakleafs	6	4	2	0	29-26	
	Wednesday, April 14	at Fort Wayne	2	Des Moines	1		2486
	Saturday, April 17	at Fort Wayne	6	Des Moines	4		5761
	Tuesday, April 20	at Des Moines	6	Fort Wayne	3		3214
Friday, April 23	at Des Moines	3	Fort Wayne	5		4526	
Saturday, April 24	at Des Moines	7	Fort Wayne	6		4384	
Tuesday, April 27	at Fort Wayne	7	Des Moines	5		5011	
Fort Wayne wins best-of-seven series 4-2							
1965-66	Semi-finals vs Dayton Gems	6	2	4	0	20-30	
	Tuesday, March 29	at Fort Wayne	3	Dayton	6		2409
	Thursday, March 31	at Dayton	5	Fort Wayne	4 (3:21 2nd OT)		2605
	Saturday, April 2	at Fort Wayne	5	Dayton	4		5259
	Sunday, April 3	at Dayton	7	Fort Wayne	1		4630
	Tuesday, April 5	at Fort Wayne	6	Dayton	2		4204
	Thursday, April 7	at Dayton	6	Fort Wayne	1		5228
	Dayton wins best-of-seven series 4-2						
1966-67	Semi-finals vs Des Moines Oakleafs	7	4	3	0	26-19	
	Tuesday, March 28	at Fort Wayne	2	Des Moines	0		2400
	Thursday, March 30	at Fort Wayne	5	Des Moines	4		3110
	Saturday, April 1	at Des Moines	4	Fort Wayne	3		3395
	Monday, April 3	at Des Moines	3	Fort Wayne	6		2562
	Wednesday, April 5	at Fort Wayne	2	Des Moines	5		4546
	Friday, April 7	at Des Moines	3	Fort Wayne	2		3637
	Saturday, April 8	at Fort Wayne	6	Des Moines	0		5331
	Fort Wayne wins best-of-seven series 4-3						
	Finals vs Toledo Blades	6	2	4	0	14-17	
	Sunday, April 9	at Fort Wayne	4	Toledo	2		3422
	Tuesday, April 11	at Toledo	3	Fort Wayne	2		2129
	Thursday, April 13	at Toledo	3	Fort Wayne	2		2871
Saturday, April 15	at Toledo	5	Fort Wayne	4		5496	
Tuesday, April 18	at Fort Wayne	2	Toledo	1		5010	
Wednesday, April 19	at Toledo	3	Fort Wayne	0		4000	
Toledo wins best-of-seven series 4-2							
1967-68	Semi-finals vs Dayton Gems	6	2	4	0	23-28	
	Tuesday, March 26	at Dayton	2	Fort Wayne	4		2218
	Thursday, March 28	at Fort Wayne	3	Dayton	7		3457
	Saturday, March 30	at Fort Wayne	8	Dayton	5		6360
	Sunday, March 31	at Dayton	5	Fort Wayne	3		2840
	Tuesday, April 2	at (Troy) Dayton	6	Fort Wayne	3		2208
	Thursday, April 4	at Fort Wayne	2	Dayton	3 (11:07 OT)		4238
	Dayton wins best-of-seven series 4-2						

(Cont'd next page)

ALL TIME RECORDS 1952-2017, PLAYOFFS

Fort Wayne Komets Playoff History -- Game-byGame (Cont'd)

Year	Result	GP	W	L	T	GF-GA	Attendance	
1968-69	Round Robin Series	3	1	2	0	10-15		
	<u>Team</u>	<u>GP</u>	<u>W</u>	<u>L</u>	<u>T</u>	<u>Pts</u>	<u>GF</u> <u>GA</u>	
	Muskegon Mohawks	3	3	0	0	6	20 6	
	Dayton Gems	3	3	0	0	6	11 8	
	Toledo Blades	3	1	2	0	2	15 17	
	Fort Wayne Komets	3	1	2	0	2	10 15	
	Columbus Checkers	3	1	2	0	2	10 15	
	Port Huron Flags	3	0	3	0	0	11 16	
	Wednesday, March 26	at Toledo 4, Fort Wayne 5 (4:55 OT)						1500 (Est)
	Friday, March 28	at Fort Wayne 3, Dayton 4						4285
	Saturday, March 29	at Muskegon 7, Fort Wayne 2						4123
	Fort Wayne advances to the semi-finals							
	Semi-finals vs Dayton Gems	3	0	3	0	4-14		
	Wednesday, April 2	at Dayton 7, Fort Wayne 0						3141
	Thursday, April 3	at Dayton 2, Fort Wayne 1						3163
	Saturday, April 5	at Fort Wayne 3, Dayton 5						4799
	Dayton wins best-of-five series 3-0							
1969-70	Quarterfinals vs Port Huron Flags	3	0	3	0	8-14		
	Tuesday, March 24	at Port Huron 5, Fort Wayne 3						1234
	Thursday, March 26	at Fort Wayne 1, Port Huron 3						2622
	Saturday, March 28	at Port Huron 6, Fort Wayne 4						2934
	Port Huron wins best-of-five series 3-0							
1970-71	Quarterfinals vs Des Moines Oakleaves	5	1	4	0	16-27		
	Friday, March 26	at Des Moines 7, Fort Wayne 3						1814
	Saturday, March 27	at Des Moines 6, Fort Wayne 3						2681
	Sunday, March 28	at Fort Wayne 6, Des Moines 5 (8:54 OT)						2662
	Tuesday, March 30	at Fort Wayne 2, Des Moines 4						2992
	Thursday, April 1	at Des Moines 5, Fort Wayne 2						1982
	Des Moines wins best-of-seven series 4-1							
1971-72	Quarterfinals vs Des Moines Oakleaves	3	3	0	0	15-7		
	Tuesday, March 21	at Fort Wayne 5, Des Moines 3						2772
	Wednesday, March 22	at Fort Wayne 5, Des Moines 3						3223
	Friday, March 24	at Des Moines 1, Fort Wayne 5						1550
	Fort Wayne wins best-of-five series 3-0							
	Semi-finals vs Port Huron Flags	5	2	3	0	13-18		
	Friday, March 31	at Port Huron 3, Fort Wayne 0						2430
	Saturday, April 1	at Fort Wayne 3, Port Huron 2						5808
	Monday, April 3	at Port Huron 7, Fort Wayne 4						2514
	Wednesday, April 5	at Fort Wayne 4, Port Huron 2						4884
	Thursday, April 6	at Port Huron 4, Fort Wayne 2						2652
	Port Huron wins best-of-five series 3-2							
1972-73	Quarterfinals --Fort Wayne receives bye to semi-finals							
	Semi-finals vs Flint Generals	5	4	1	0	31-9		
	Wednesday, March 21	at Fort Wayne 9, Flint 0						4030
	Friday, March 23	at Flint 2, Fort Wayne 4						4235
	Saturday, March 24	at Fort Wayne 8, Flint 1						8032
	Wednesday, March 28	at Flint 6, Fort Wayne 5 (9:03 OT)						4044
	Saturday, March 31	at Fort Wayne 5, Flint 0						7678
	Fort Wayne wins best-of-seven series 4-1							

(Cont'd next page)

ALL TIME RECORDS 1952-2017, PLAYOFFS

Fort Wayne Komets Playoff History -- Game-byGame (Cont'd)

Year	Result	GP	W	L	T	GF-GA	Attendance
1972-73 (Cont'd)	Finals vs Port Huron Wings	4	4	0	0	19-8	
	Friday, April 6						4862
	Saturday, April 7						7151
	Tuesday, April 19						2418
	Sunday, April 15						3046
	Fort Wayne wins best-of-seven series 4-0						
1973-74	Did not qualify						
1974-75	Did not qualify						
1975-76	Quarterfinals vs Toledo Goaldiggers	4	4	0	0	23-15	
	Tuesday, March 30						3003
	Wednesday, March 31						3825
	Saturday, April 3						5335
	Sunday, April 4						4567
	Fort Wayne wins best-of-seven series 4-0						
	Semi-finals vs Dayton Gems	5	1	4	0	20-34	
	Saturday, April 10						2642
	Wednesday, April 14						3468
	Friday, April 16						2529
	Saturday, April 17						3162
	Wednesday, April 21						2400
	Dayton wins best-of-seven series 4-1						
1976-77	Quarterfinals vs Dayton Gems	4	4	0	0	23-7	
	Saturday, April 2						1716
	Sunday, April 3						5075
	Wednesday, April 6						1353
	Saturday, April 9						6886
	Fort Wayne wins best-of-seven series 4-0						
	Semi-finals vs Toledo Goaldiggers	5	1	4	0	22-23	
	Saturday, April 16						5378
	Monday, April 18						4282
	Wednesday, April 20						5254
	Thursday, April 21						4994
	Saturday, April 23						5378
	Toledo wins best-of-seven series 4-1						
1977-78	Quarterfinals vs Muskegon Mohawks	6	4	2	0	26-24	
	Wednesday, April 12						3424
	Saturday, April 15						5075
	Wednesday, April 19						2006
	Friday, April 21						4422
	Saturday, April 22						6556
	Tuesday, April 25						2279
	Fort Wayne wins best-of-seven series 4-2						
	Semi-finals vs Toledo Goaldiggers	5	1	4	0	13-26	
	Friday, April 28						5115
	Saturday, April 29						5145
	Tuesday, May 2						4114
	Wednesday, May 3						4983
	Friday, May 5						6231
	Toledo wins best-of-seven series 4-1						

(Cont'd next page)

ALL TIME RECORDS 1952-2017, PLAYOFFS

Fort Wayne Komets Playoff History -- Game-byGame (Cont'd)

Year	Result	GP	W	L	T	GF-GA	Attendance	
1978-79	Quarterfinals vs Toledo Goaldiggers	6	4	2	0	30-21		
	Wednesday, April 11	at Fort Wayne 5, Toledo 2					3470	
	Friday, April 13	at Toledo 1, Fort Wayne 3					4395	
	Saturday, April 14	at Fort Wayne 4, Toledo 3					6834	
	Tuesday, April 17	at Toledo 8, Fort Wayne 7 (8:52 OT)					3616	
	Wednesday, April 18	at Fort Wayne 4, Toledo 5 (0:57 OT)					4284	
	Friday, April 20	at Toledo 2, Fort Wayne 7					5286	
	Fort Wayne wins best-of-seven series 4-2							
	Semi-finals vs Grand Rapids Owls	7	3	4	0	37-36		
	Saturday, April 28	at Grand Rapids 8, Fort Wayne 6					3500	
	Sunday, April 29	at Fort Wayne 5, Grand Rapids 4					5073	
	Tuesday, May 1	at Grand Rapids 7, Fort Wayne 5					2413	
	Wednesday, May 2	at Fort Wayne 7, Grand Rapids 1					4040	
Friday, May 4	at Grand Rapids 6, Fort Wayne 4					3576		
Saturday, May 5	at Fort Wayne 8, Grand Rapids 4					6030		
Monday, May 7	at Grand Rapids 6, Fort Wayne 2					3155		
Grand Rapids wins best-of-seven series 4-3								
1979-80	Quarterfinals vs Toledo Goaldiggers	4	4	0	0	25-7		
	Wednesday, April 9	at Fort Wayne 5, Toledo 2					2781	
	Saturday, April 12	at Fort Wayne 10, Toledo 1					3151	
	Wednesday, April 16	at Toledo 4, Fort Wayne 7					2781	
	Thursday, April 17	at Toledo 0, Fort Wayne 3					1937	
	Fort Wayne wins best-of-seven series 4-0							
	Semi-finals vs Saginaw Gears	5	4	1	0	20-16		
	Wednesday, April 23	at Saginaw 3, Fort Wayne 4					2835	
	Saturday, April 26	at Saginaw 4, Fort Wayne 1					4122	
	Wednesday, April 30	at Fort Wayne 6, Saginaw 4					3900	
	Saturday, May 3	at Fort Wayne 6, Saginaw 3					5700	
	Sunday, May 4	at Saginaw 2, Fort Wayne 3					3847	
	Fort Wayne wins best-of-seven series 4-1							
Finals vs Kalamazoo Wings	6	2	4	0	18-26			
Wednesday, May 7	at Kalamazoo 6, Fort Wayne 1					3436		
Friday, May 9	at Fort Wayne 6, Kalamazoo 2					4909		
Saturday, May 10	at Kalamazoo 3, Fort Wayne 5					5311		
Wednesday, May 14	at Fort Wayne 1, Kalamazoo 4					5397		
Friday, May 16	at Kalamazoo 6, Fort Wayne 4					5233		
Saturday, May 17	at Fort Wayne 1, Kalamazoo 5					6814		
Kalamazoo wins best-of-seven series 4-2								
1980-81	Quarterfinals vs Milwaukee Admirals	7	4	3	0	30-29		
	Wednesday, April 8	at Fort Wayne 5, Milwaukee 4					1785	
	Thursday, April 9	at Milwaukee 8, Fort Wayne 4					2094	
	Saturday, April 11	at Fort Wayne 4, Milwaukee 3					3009	
	Wednesday, April 15	at Milwaukee 4, Fort Wayne 2					2477	
	Friday, April 17	at Fort Wayne 4, Milwaukee 5					3309	
	Saturday, April 18	at Milwaukee 2, Fort Wayne 4					3805	
	Monday, April 20	at Fort Wayne 7, Milwaukee 3					3515	
Fort Wayne wins best-of-seven series 4-3								

(Cont'd next page)

ALL TIME RECORDS 1952-2017, PLAYOFFS

Fort Wayne Komets Playoff History -- Game-byGame (Cont'd)

Year	Result	GP	W	L	T	GF-GA	Attendance	
1980-81 (Cont'd)	Semi-finals vs Saginaw Gears	5	1	4	0	12-26		
	Wednesday, April 22 at Saginaw 2, Fort Wayne 0						2717	
	Friday, April 24 at Fort Wayne 5, Saginaw 4						3468	
	Saturday, April 25 at Saginaw 10, Fort Wayne 2						3512	
	Wednesday, April 29 at Fort Wayne 3, Saginaw 4 (2:29 OT)						2884	
	Friday, May 1 at Saginaw 6, Fort Wayne 2						3718	
	Saginaw wins best-of-seven series 4-1							
1981-82	Quarterfinals vs Kalamazoo Wings	5	4	1	0	24-18		
	Friday, April 9 at Kalamazoo 1, Fort Wayne 4						3254	
	Saturday, April 10 at Fort Wayne 6, Kalamazoo 3						4206	
	Tuesday, April 13 at Kalamazoo 3, Fort Wayne 4						3042	
	Wednesday, April 14 at Fort Wayne 4, Kalamazoo 6						4224	
	Saturday, April 17 at Kalamazoo 5, Fort Wayne 6						4235	
	Fort Wayne wins best-of-seven series 4-1							
	Round Robin Semi-finals	4	1	3	0	15-22		
	<u>Team</u>	<u>GP</u>	<u>W</u>	<u>L</u>	<u>T</u>	<u>Pts</u>	<u>GF</u>	<u>GA</u>
	Saginaw Gears	4	3	0	0	6	22	16
	Toledo Goaldiggers	4	2	2	0	4	21	20
	Fort Wayne Komets	4	1	3	0	2	15	22
	Tuesday, April 20 at Fort Wayne 3, Toledo 5							2806
	Wednesday, April 21 at Saginaw 7, Fort Wayne 3							2413
	Friday, April 23 at Toledo 7, Fort Wayne 5							3452
	Saturday, April 24 at Fort Wayne 4, Saginaw 3 (8:38 OT)							1708
	Fort Wayne eliminated from playoffs							
1982-83	Quarterfinals vs Flint Generals	5	3	2	0	20-19		
	Wednesday, April 13 at Fort Wayne 4, Flint 3						2060	
	Friday, April 15 at Flint 7, Fort Wayne 4						2841	
	Saturday, April 16 at Fort Wayne 7, Flint 4						4284	
	Sunday, April 17 at Flint 2, Fort Wayne 1						3642	
	Wednesday, April 20 at Fort Wayne 4, Flint 3						4832	
	Fort Wayne wins best-of-five series 3-2							
	Semi-finals vs Toledo Goaldiggers	5	1	4	0	17-26		
	Friday, April 22 at Toledo 7, Fort Wayne 4						2883	
	Saturday, April 23 at Fort Wayne 7, Toledo 5						5025	
	Sunday, April 24 at Toledo 3, Fort Wayne 0						3064	
	Tuesday, April 26 at Fort Wayne 4, Toledo 7						3883	
	Tuesday, May 3 at Toledo 4, Fort Wayne 2						3888	
	Toledo wins best-of-seven series 4-1							
1983-84	Fort Wayne receives bye to semi-finals							
	Semi-finals vs Toledo Goaldiggers	6	2	4	0	20-21		
	Sunday, April 15 at Fort Wayne 1, Toledo 3						3811	
	Wednesday, April 18 at Toledo 3, Fort Wayne 5						2562	
	Friday, April 20 at Fort Wayne 7, Toledo 4						5450	
	Saturday, April 21 at Toledo 6, Fort Wayne 4						3023	
	Wednesday, April 25 at Fort Wayne 3, Toledo 4						4020	
	Friday, April 27 at Toledo 1, Fort Wayne 0						3762	
	Toledo wins best-of-seven series 4-2							

(Cont'd next page)

ALL TIME RECORDS 1952-2017, PLAYOFFS

Fort Wayne Komets Playoff History -- Game-byGame (Cont'd)

Year	Result	GP	W	L	T	GF-GA	Attendance	
1984-85	Quarterfinals vs Salt Lake Golden Eagles	7	4	3	0	29-22		
	Wednesday, April 17	at Fort Wayne	3	Salt Lake	1		1680	
	Saturday, April 20	at Fort Wayne	3	Salt Lake	2		3030	
	Monday, April 22	at Salt Lake	2	Fort Wayne	7		2121	
	Tuesday, April 23	at Salt Lake	5	Fort Wayne	4 (9:31 OT)		2187	
	Thursday, April 25	at Salt Lake	4	Fort Wayne	3 (5:16 OT)		2636	
	Saturday, April 27	at Fort Wayne	3	Salt Lake	6		3264	
	Sunday, April 28	at Fort Wayne	6	Salt Lake	2		2396	
	Fort Wayne wins best-of-seven series 4-3							
		Semi-finals vs Peoria Rivermen	6	2	4	0	17-26	
Wednesday, May 1	at Peoria	4	Fort Wayne	5 (5:59 OT)		2534		
Friday, May 3	at Peoria	3	Fort Wayne	2 (0:17 OT)		3296		
Saturday, May 4	at Fort Wayne	8	Peoria	4		3700		
Sunday, May 5	at Fort Wayne	1	Peoria	4		3856		
Tuesday, May 7	at Peoria	6	Fort Wayne	1		2692		
Wednesday, May 8	at Fort Wayne	4	Peoria	5 (2:55 OT)		2300		
Peoria wins best-of-seven series 4-2								
1985-86	Quarterfinals vs Salt Lake Golden Eagles	5	4	1	0	28-24		
	Wednesday, April 16	at Fort Wayne	3	Salt Lake	2 (1:02 OT)		2765	
	Saturday, April 19	at Fort Wayne	7	Salt Lake	5		4211	
	Tuesday, April 22	at Salt Lake	7	Fort Wayne	4		2114	
	Thursday, April 24	at Salt Lake	4	Fort Wayne	6		2341	
	Saturday, April 26	at Salt Lake	6	Fort Wayne	8		2658	
	Fort Wayne wins best-of-seven series 4-1							
		Semi-finals vs Peoria Rivermen	6	4	2	0	25-13	
	Wednesday, April 30	at Fort Wayne	4	Peoria	0		2862	
	Saturday, May 3	at Fort Wayne	8	Peoria	4		4939	
Sunday, May 4	at Peoria	2	Fort Wayne	1		2678		
Tuesday, May 6	at Peoria	4	Fort Wayne	0		2911		
Wednesday, May 7	at Fort Wayne	5	Peoria	0		2903		
Friday, May 9	at Peoria	3	Fort Wayne	7		4270		
Fort Wayne wins best-of-seven series 4-2								
	Finals vs Muskegon Lumberjacks	4	0	4	0	11-23		
Sunday, May 11	at Fort Wayne	5	Muskegon	7		3686		
Wednesday, May 14	at Muskegon	5	Fort Wayne	2		3012		
Friday, May 16	at Fort Wayne	2	Muskegon	5		4571		
Tuesday, May 20	at Muskegon	6	Fort Wayne	2		5399		
Muskegon wins best-of-seven series 4-0								
1986-87	Quarterfinals vs Indianapolis Checkers	6	4	2	0	23-18		
	Wednesday, April 15	at Fort Wayne	4	Indianapolis	1		2764	
	Friday, April 17	at Indianapolis	7	Fort Wayne	5		2976	
	Saturday, April 18	at Fort Wayne	4	Indianapolis	2		4344	
	Wednesday, April 22	at Indianapolis	4	Fort Wayne	2		2192	
	Friday, April 24	at Fort Wayne	5	Indianapolis	3		4186	
	Saturday, April 25	at Indianapolis	1	Fort Wayne	3		2839	
	Fort Wayne wins best-of-seven series 4-2							
		Semi-finals vs Salt Lake Golden Eagles	5	1	4	0	15-24	
	Wednesday, April 29	at Fort Wayne	2	Salt Lake	3		2389	
Friday, May 1	at Fort Wayne	3	Salt Lake	2 (7:58 OT)		3902		
Saturday, May 2	at Salt Lake	5	Fort Wayne	3		3562		
Tuesday, May 5	at Salt Lake	9	Fort Wayne	3		2596		
Thursday, May 7	at Salt Lake	5	Fort Wayne	4		3065		
Salt Lake wins best-of-seven series 4-1								

(Cont'd next page)

ALL TIME RECORDS 1952-2017, PLAYOFFS

Fort Wayne Komets Playoff History -- Game-by-Game (Cont'd)

Year	Result	GP	W	L	T	GF-GA	Attendance
1987-88	Quarterfinals vs Saginaw Hawks	6	2	4	0	18-21	
	Wednesday, April 13						2025
	Friday, April 15						1277
	Saturday, April 16						3406
	Sunday, April 17						2545
	Friday, April 22						3783
	Saturday, April 23						1372
	Saginaw wins best-of-seven series 4-2						
1988-89	Quarterfinals vs Saginaw Hawks	6	4	2	0	17-12	
	Friday, April 14						1549
	Sunday, April 16						1474
	Monday, April 17						3105
	Tuesday, April 18						3522
	Friday, April 21						1601
	Saturday, April 22						4150
	Fort Wayne wins best-of-seven series 4-2						
	Semi-finals vs Muskegon Lumberjacks	5	1	4	0	18-25	
	Tuesday, April 25						1421
	Saturday, April 29						5709
	Sunday, April 30						2465
	Wednesday, May 3						2510
	Saturday, May 6						3631
	Muskegon wins best-of-seven series 4-1						
1989-90	Quarterfinals vs Muskegon Lumberjacks	5	1	4	0	23-32	
	Wednesday, April 11						1343
	Friday, April 13						4015
	Saturday, April 14						3281
	Tuesday, April 17						4529
	Wednesday, April 18						1621
	Muskegon wins best-of-seven series 4-1						
1990-91	Quarterfinals vs Indianapolis Ice	7	4	3	0	24-17	
	Friday, April 12						5783
	Saturday, April 13						8003
	Monday, April 15						2097
	Wednesday, April 17						5350
	Friday, April 19						5223
	Saturday, April 20						8005
	Sunday, April 21						4408
	Fort Wayne wins best-of-seven series 4-3						
	Semi-finals vs Kalamazoo Wings	6	4	2	0	22-18	
	Wednesday, April 24						1879
	Friday, April 26						8203
	Saturday, April 27						4352
	Tuesday, April 30						5907
	Wednesday, May 1						2574
	Friday, May 3						8003
	Fort Wayne wins best-of-seven series 4-2						
	Finals vs Peoria Rivermen	6	2	4	0	17-25	
	Friday, May 10						7020
	Saturday, May 11						8391
	Wednesday, May 15						8003
	Friday, May 17						8025
	Saturday, May 18						9271
	Monday, May 20						8205
	Peoria wins best-of-seven series 4-2						

(Cont'd next page)

ALL TIME RECORDS 1952-2017, PLAYOFFS

Fort Wayne Komets Playoff History -- Game-byGame (Cont'd)

Year	Result	GP	W	L	T	GF-GA	Attendance	
1991-92	Quarterfinals vs Kalamazoo Wings	7	3	4	0	23-26		
	Wednesday, April 8	at Fort Wayne	7	Kalamazoo	4		6856	
	Friday, April 10	at Kalamazoo	7	Fort Wayne	1		3304	
	Saturday, April 11	at Fort Wayne	3	Kalamazoo	1		8103	
	Wednesday, April 15	at Kalamazoo	4	Fort Wayne	3		2891	
	Friday, April 17	at Fort Wayne	4	Kalamazoo	1		8103	
	Saturday, April 18	at Kalamazoo	5	Fort Wayne	2		5181	
	Monday, April 20	at Fort Wayne	3	Kalamazoo	4		8003	
	Kalamazoo wins best-of-seven series 4-3							
1992-93	Quarterfinals vs Cleveland Lumberjacks	4	4	0	0	22-8		
	Friday, April 16	at Fort Wayne	4	Cleveland	1		7145	
	Sunday, April 18	at Fort Wayne	6	Cleveland	2		7015	
	Thursday, April 22	at Cleveland	2	Fort Wayne	5		1543	
	Saturday, April 24	at Cleveland	3	Fort Wayne	7		3787	
		Fort Wayne wins best-of-seven series 4-0						
	Semifinals vs Atlanta Knights	4	4	0	0	11-5		
	Friday, April 30	at Atlanta	1	Fort Wayne	4		5869	
	Saturday, May 1	at Atlanta	1	Fort Wayne	2		6330	
	Wednesday, May 5	at Fort Wayne	3	Atlanta	2		7542	
Friday, May 7	at Fort Wayne	2	Atlanta	1		8088		
	Fort Wayne wins best-of-seven series 4-0							
1993-94	Finals vs San Diego Gulls	4	4	0	0	21-5		
	Friday, May 14	at San Diego	1	Fort Wayne	7		9600	
	Sunday, May 16	at San Diego	1	Fort Wayne	5		7529	
	Wednesday, May 19	at Fort Wayne	3	San Diego	2 (OT)		8103	
	Friday, May 21	at Fort Wayne	6	San Diego	1		8154	
		Fort Wayne wins best-of-seven series 4-0						
1993-94	Quarterfinals vs Peoria Rivermen	6	4	2	0	26-18		
	Friday, April 15	at Peoria	1	Fort Wayne	4		3705	
	Sunday, April 17	at Peoria	2	Fort Wayne	1		3171	
	Tuesday, April 19	at Fort Wayne	4	Peoria	5 (OT)		6121	
	Thursday, April 21	at Fort Wayne	5	Peoria	0		6355	
	Saturday, April 23	at Peoria	4	Fort Wayne	5		4406	
	Monday, April 25	at Fort Wayne	7	Peoria	6		6139	
		Fort Wayne wins best-of-seven series 4-2						
	Semifinals vs Cincinnati Cyclones	6	4	2	0	20-24		
	Saturday, April 30	at Fort Wayne	6	Cincinnati	3		8103	
	Sunday, May 1	at Fort Wayne	2	Cincinnati	1		8011	
	Wednesday, May 4	at Cincinnati	7	Fort Wayne	8		4457	
	Friday, May 6	at Cincinnati	4	Fort Wayne	0		6013	
	Saturday, May 7	at Cincinnati	7	Fort Wayne	1		6233	
	Monday, May 9	at Fort Wayne	3	Cincinnati	2		7646	
	Fort Wayne wins best-of-seven series 4-2							
1993-94	Finals vs Atlanta Knights	6	2	4	0	19-22		
	Saturday, May 14	at Atlanta	7	Fort Wayne	4		9873	
	Sunday, May 15	at Atlanta	1	Fort Wayne	0		7088	
	Tuesday, May 17	at Fort Wayne	3	Atlanta	1		8103	
	Thursday, May 19	at Fort Wayne	6	Atlanta	7 (3 OT)		8103	
	Sunday, May 22	at Fort Wayne	5	Atlanta	3		8153	
	Wednesday, May 25	at Atlanta	3	Fort Wayne	1		14107	
		Atlanta wins best-of-seven series 4-2						

(Cont'd on next page)

ALL TIME RECORDS 1952-2017, PLAYOFFS

Fort Wayne Komets Playoff History -- Game-byGame (Cont'd)

Year	Result	GP	W	L	T	GF-GA	Attendance		
1994-95	First Round vs Peoria Rivermen	4	1	3	0	17-18			
	Thursday, April 13	at Peoria 4, Fort Wayne 10					3038		
	Monday, April 17	at Peoria 4, Fort Wayne 3					2799		
	Friday, April 21	at Fort Wayne 2, Peoria 5					8003		
	Sunday, April 23	at Fort Wayne 2, Peoria 5					5795		
	Peoria wins best-of-five series 3-1								
1995-96	First Round vs Orlando Solar Bears	5	2	3	0	14-12			
	Wednesday, April 17	at Orlando 1, Fort Wayne 6					5192		
	Saturday, April 20	at Orlando 2, Fort Wayne 1					8996		
	Friday, April 26	at Fort Wayne 3, Orlando 1					6484		
	Saturday, April 27	at Fort Wayne 2, Orlando 5					6572		
	Tuesday, April 30	at Orlando 3, Fort Wayne 2					8223		
	Orlando wins best-of-five series 3-2								
1996-97	Did not qualify								
1997-98	First Round vs Cleveland Lumberjacks	4	1	3	0	11-17			
	Sunday, April 19	at Fort Wayne 4, Cleveland 3 (OT)					4785		
	Tuesday, April 21	at Fort Wayne 2, Cleveland 3					5041		
	Saturday, April 25	at Cleveland 6, Fort Wayne 2					4388		
	Sunday, April 26	at Cleveland 5, Fort Wayne 3					3107		
	Cleveland wins best-of-five series 3-1								
1998-99	First Round vs Michigan K-Wings	2	0	2	0	3-9			
	Wednesday, April 21	at Michigan 5, Fort Wayne 2					2329		
	Friday, April 23	at Fort Wayne 1, Michigan 4					5052	IHL	
	Michigan wins best-of-three series 2-0								
1999-00	First Round vs Asheville	2	2	0	0	7-4			
	Wednesday, April 5	at Fort Wayne 3, Asheville 2					3884		
	Friday, April 7	at Asheville 2, Fort Wayne 4					2206		
		Fort Wayne wins best-of-three series 2-0							
	Quarterfinals vs Binghamton	6	4	2	0	21-16			
	Friday, April 14	at Binghamton 1, Fort Wayne 3					2228		
	Saturday, April 15	at Binghamton 4, Fort Wayne 2					2507		
	Wednesday, April 19	at Fort Wayne 2, Binghamton 1					4845		
	Friday, April 21	at Fort Wayne 8, Binghamton 4					5689		
	Saturday, April 22	at Fort Wayne 2, Binghamton 3 (2 OT)					5613		
	Tuesday, April 25	at Binghamton 3, Fort Wayne 4					2467		
		Fort Wayne wins best-of-seven series 4-2							
	Semi-finals vs Quad City Mallards	5	1	4	0	16-22			
	Friday, April 28	at Fort Wayne 4, Quad City 3 (OT)					4897		
	Sunday, April 30	at Fort Wayne 3, Quad City 4 (OT)					5021		
Tuesday, May 2	at Quad City 6, Fort Wayne 5 (OT)					6446			
Wednesday, May 3	at Quad City 3, Fort Wayne 2					6369			
Friday, May 5	at Quad City 6, Fort Wayne 2					7690			
	Quad City wins best-of-seven series 4-1								
2000-01	Quarterfinals vs Missouri River Otters	4	3	1	0	17-11			
	Friday, April 6	at Fort Wayne 5, Missouri 4					4416		
	Saturday, April 7	at Fort Wayne 2, Missouri 3					5124		
	Tuesday, April 10	at Missouri 2, Fort Wayne 6					3427		
	Wednesday, April 11	at Missouri 2, Fort Wayne 4					1475		
		Fort Wayne wins best-of-five series 3-1							
	Semi-finals vs Quad City Mallards	3	0	3	0	5-17			
Saturday, April 14	at Quad City 7, Fort Wayne 2					6735			
Sunday, April 15	at Quad City 5, Fort Wayne 1					5786			
Monday, April 16	at Fort Wayne 2, Quad City 5					4222			
	Quad City wins best-of-five series 3-0								

(Cont'd next page)

ALL TIME RECORDS 1952-2017, PLAYOFFS

Fort Wayne Komets Playoff History -- Game-byGame (Cont'd)

Year	Result	GP	W	L	T	GF-GA	Attendance
2001-02	Did not qualify						
2002-03	Quarterfinals vs Port Huron Beacons	3	3	0	0	5-12	
	Wednesday, April 2 at Fort Wayne 4, Port Huron 2						4917
	Friday, April 4 at Fort Wayne 2, Port Huron 1						6378
	Sunday, April 6 at Port Huron 2, Fort Wayne 6						2514
	Fort Wayne wins best-of-five series 3-0						
	Semi-finals vs Elmira Jackals	4	4	0	0	16-6	
	Friday, April 11 at Fort Wayne 3, Elmira 2						6758
	Sunday, April 13 at Fort Wayne 6, Elmira 0						5960
	Wednesday, April 16 at Elmira 1, Fort Wayne 3						2941
	Friday, April 18 at Elmira 3, Fort Wayne 4						3314
	Fort Wayne wins best-of-seven series 4-0						
	Finals vs Quad City Mallards	5	4	1	0	20-10	
	Friday, April 25 at Fort Wayne 4, Quad City 2						8035
	Saturday, April 26 at Fort Wayne 3, Quad City 4 (2 OT)						8884
	Thursday, May 1 at Quad City 3, Fort Wayne 4						4965
	Saturday, May 3 at Quad City 0, Fort Wayne 7						6309
	Sunday, May 4 at Fort Wayne 2, Quad City 1 (OT)						10593
	Fort Wayne wins best-of-seven series 4-1						
2003-04	Quarterfinals vs Kalamazoo Wings	5	3	2	0	12-7	
	Thursday, April 15 at Kalamazoo 3, Fort Wayne 2						1974
	Monday, April 19 at Fort Wayne 5, Kalamazoo 0						5648
	Tuesday, April 20 at Fort Wayne 2, Kalamazoo 1						5757
	Thursday, April 22 at Kalamazoo 1, Fort Wayne 0 (OT)						2143
	Friday, April 23 at Fort Wayne 3, Kalamazoo 2						7084
	Fort Wayne wins best-of-five series 3-2						
	Semi-finals vs Muskegon Fury	4	0	4	0	4-11	
	Sunday, April 25 at Fort Wayne 0, Muskegon 1						5515
	Wednesday, April 28 at Fort Wayne 1, Muskegon 2						5428
	Friday, April 30 at Muskegon 3, Fort Wayne 1						3021
	Saturday, May 1 at Muskegon 5, Fort Wayne 2						3621
	Muskegon wins best-of-seven series 4-0						
2004-05	Quarterfinals vs Missouri River Otters	6	4	2	0	20-11	
	Friday, April 15 at Fort Wayne 2, Missouri 1 (OT)						6168
	Sunday, April 17 at Fort Wayne 3, Missouri 1						5588
	Tuesday, April 19 at Missouri 2, Fort Wayne 8						3601
	Wednesday, April 20 at Missouri 3, Fort Wayne 2						2374
	Saturday, April 23 at Fort Wayne 2, Missouri 3 (2 OT)						6892
	Sunday, April 24 at Missouri 1, Fort Wayne 3						2019
	Fort Wayne wins best-of-seven series 4-2						
	Semi-finals vs Rockford IceHogs	7	4	3	0	21-22	
	Friday, April 20 at Fort Wayne 7, Rockford 4						6307
	Saturday, April 30 at Fort Wayne 1, Rockford 4						6752
	Wednesday, May 4 at Rockford 6, Fort Wayne 3						2884
	Friday, May 6 at Rockford 4, Fort Wayne 1						4213
	Sunday, May 8 at Fort Wayne 3, Rockford 2 (OT)						5088
	Monday, May 9 at Rockford 1, Fort Wayne 4						2633
	Tuesday, May 10 at Fort Wayne 2, Rockford 1 (OT)						6012
	Fort Wayne wins best-of-seven series 4-3						

(Cont'd next page)

ALL TIME RECORDS 1952-2017, PLAYOFFS

Fort Wayne Komets Playoff History -- Game-byGame (Cont'd)

Year	Result	GP	W	L	T	GF-GA	Attendance		
2004-05 (Cont'd)	Finals vs Muskegon Fury	5	1	3	0	10-19			
	Friday, May 13						3643		
	Saturday, May 14						4732		
	Monday, May 16						6870		
	Saturday, May 21						5010		
	Sunday, May 22						7006		
	Muskegon wins best-of-seven series 4-1								
2005-06	Quarterfinals vs Rockford IceHogs	5	1	4	0	16-21			
	Friday, April 21						3419		
	Sunday, April 23						3078		
	Tuesday, April 25						5486		
	Thursday, April 27						5898		
	Friday, April 28						3553		
	Rockford wins best-of-seven series 4-1								
2006-07	Quarterfinals vs Chicago Hounds	5	4	1	0	19-9			
	Friday, April 13						6931		
	Saturday, April 14						7802		
	Sunday, April 15						1546		
	Tuesday, April 17						1264		
	Thursday, April 19						1520		
		Fort Wayne wins best-of-seven series 4-1							
	Semi-finals vs Rockford IceHogs	5	1	4	0	13-18			
	Friday, April 27						7044		
	Sunday, April 29						6303		
Wednesday, May 2						2438			
Friday, May 4						3490			
Saturday, May 5						6319			
	Rockford wins best-of-seven series 4-1								
2007-08	Semi-finals vs Muskegon Fury	6	2	4	0	24-14			
	Friday, April 18						6733		
	Saturday, April 19						2243		
	Sunday, April 20						6535		
	Wednesday, April 23						1565		
	Friday, April 25						6723		
	Saturday, April 26						2354		
		Fort Wayne wins best-of-seven series 4-2							
	Finals vs Port Huron Icehawks	7	4	3	0	20-20			
	Friday, May 2						7473		
	Saturday, May 3						3011		
	Sunday, May 4						6204		
	Wednesday, May 7						2553		
	Thursday, May 8						5756		
Saturday, May 10						3129			
Monday, May 12						10462			
	Fort Wayne wins best-of-seven series 4-3								
2008-09	Semi-finals vs Kalamazoo Wings	6	4	2	0	18-10			
	Friday, April 17						6678		
	Saturday, April 18						2635		
	Sunday, April 19						6628		
	Wednesday, April 22						1892		
	Friday, April 24						7141		
	Saturday, April 25						2951		
	Fort Wayne wins best-of-seven series 4-2								

UHL

IHL

(Cont'd next page)

ALL TIME RECORDS 1952-2017, PLAYOFFS

Fort Wayne Komets Playoff History -- Game-byGame (Cont'd)

Year	Result	GP	W	L	T	GF-GA	Attendance		
2008-09 (Cont'd)	Finals vs Muskegon Lumberjacks	5	4	1	0	21-9			
	Thursday, April 30						6418		
	Saturday, May 2						8134		
	Tuesday, May 5						1855		
	Wednesday, May 6						2217		
	Friday, May 8						10480		
	Fort Wayne wins best-of-seven series 4-1								
2009-10	Semi-finals vs Port Huron Icehawks	7	4	3	0	26-18			
	Thursday, April 22						5412		
	Saturday, April 24						1523		
	Sunday, April 25						6591		
	Wednesday, April 28						1230		
	Friday, April 30						7091		
	Saturday, May 1						1729		
	Monday, May 3						7454		
	Fort Wayne wins best-of-seven series 4-3								
	Finals vs Flint Generals	5	4	1	0	20-14			
	Saturday, May 8						8089		
	Monday, May 10						6509		
	Wednesday, May 12						2421		
	Friday, May 14						4065		
	Saturday, May 15						10480	IHL	
	Fort Wayne wins best-of-seven series 4-1								
2010-11	First Round vs Bloomington PrairieThunder	3	3	0	0	14-6			
	Saturday, April 2						2140		
	Sunday, April 3						1446	CHL	
	Wednesday, April 6						7297		
	Fort Wayne wins best-of-three series 3-0								
	Quarterfinals vs Rapid City Rush	5	2	3	0	15-20			
	Friday, April 15						3994		
	Saturday, April 16						4666		
	Wednesday, April 20						6817		
	Friday, April 22						8687		
	Sunday, April 24						4399		
	Rapid City wins best-of-five series 3-2								

(Cont'd next page)

ALL TIME RECORDS 1952-2017, PLAYOFFS

Fort Wayne Komets Playoff History -- Game-byGame (Cont'd)

Year	Result	GP	W	L	T	GF-GA	Attendance	
2011-12	Quarterfinals vs Rapid City Rush	6	4	2	0	19-18		
	Friday, March 30 at Rapid City 6, Fort Wayne 3						3549	
	Saturday, March 31 at Rapid City 1, Fort Wayne 3						4024	
	Wednesday, April 4 at Fort Wayne 3, Rapid City 1						5704	
	Thursday, April 5 at Fort Wayne 5, Rapid City 3						5950	
	Sunday, April 8 at Fort Wayne 1, Rapid City 4						5911	
	Tuesday, April 10 at Rapid City 3, Fort Wayne 4 (OT)						3888	
	Fort Wayne wins best-of-seven series 4-2							
	Semi-finals vs Missouri Mavericks	7	4	3	0	25-24		
	Friday, April 13 at Fort Wayne 2, Missouri 3 (OT)						5689	
	Saturday, April 14 at Fort Wayne 3, Missouri 6						6791	
	Wednesday, April 18 at Missouri 1, Fort Wayne 3						5321	
	Thursday, April 19 at Missouri 4, Fort Wayne 5 (2 OT)						4357	
	Saturday, April 21 at Missouri 5, Fort Wayne 2						4691	
	Tuesday, April 24 at Fort Wayne 4, Missouri 1						6060	
	Thursday, April 26 at Fort Wayne 6, Missouri 4						7049	
	Fort Wayne wins best-of-seven series 4-3							
	Finals vs Wichita Thunder	5	4	1	0	27-16		
	Saturday, April 28 at Wichita 3, Fort Wayne 5						5209	
	Sunday, April 29 at Wichita 3, Fort Wayne 6						4703	
	Thursday, May 3 at Fort Wayne 7, Wichita 3						7105	
	Saturday, May 5 at Fort Wayne 3, Wichita 4						10480	
	Monday, May 7 at Fort Wayne 6, Wichita 3						9560	CHL
	Fort Wayne wins best-of-seven series 4-1							
2012-13	Did not qualify							
2013-14	First Round vs Reading Royals	5	4	1	0	14-8		
	Thursday, April 17 at Reading 1, Fort Wayne 2						3261	ECHL
	Saturday, April 19 at Reading 4, Fort Wayne 2						4008	
	Thursday, April 24 at Fort Wayne 5, Reading 1						4317	
	Friday, April 25 at Fort Wayne 3, Reading 1						5161	
	Sunday, April 27 at Fort Wayne 2, Reading 1 (2OT)						5008	
	Fort Wayne wins best-of-seven series 4-1							
	Quarterfinals vs Cincinnati Cyclones	6	2	4	0	13-19		
	Friday, May 2 at Cincinnati 1, Fort Wayne 2						1307	
	Saturday, May 3 at Cincinnati 5, Fort Wayne 2						1731	
	Thursday, May 8 at Fort Wayne 2, Cincinnati 3 (2OT)						4104	
	Saturday, May 10 at Fort Wayne 3, Cincinnati 2 (OT)						5353	
	Sunday, May 11 at Fort Wayne 3, Cincinnati 4 (OT)						4716	
	Tuesday, May 13 at Cincinnati 4, Fort Wayne 1						1602	
	Cincinnati wins best-of-seven series 4-2							
2014-15	First Round vs Kalamazoo Wings	5	4	1	0	19-11		
	Friday, April 17 at Fort Wayne 4, Kalamazoo 3						5037	
	Sunday, April 19 at Fort Wayne 3, Kalamazoo 0						5290	
	Wednesday, April 22 at Kalamazoo 1, Fort Wayne 3						1195	
	Friday, April 24 at Kalamazoo 4, Fort Wayne 3						1864	
	Saturday, April 25 at Kalamazoo 4, Fort Wayne 6						1683	
	Fort Wayne wins best-of-seven series 4-1							
	Quarterfinals vs Toledo Walleye	7	3	4	0	15-22		
	Friday, May 1 at Toledo 4, Fort Wayne 1						4087	
	Saturday, May 2 at Toledo 5, Fort Wayne 2						5034	
	Tuesday, May 5 at Fort Wayne 3, Toledo 2 (OT)						4692	
	Thursday, May 7 at Fort Wayne 2, Toledo 1 (OT)						4987	
	Saturday, May 9 at Toledo 3, Fort Wayne 2						5917	
	Sunday, May 10 at Fort Wayne 3, Toledo 2 (2OT)						5246	
	Wednesday, May 13 at Toledo 5, Fort Wayne 2						6523	
	Toledo wins best-of-seven series 4-3							

ALL TIME RECORDS 1952-2017, PLAYOFFS

Fort Wayne Komets Playoff History -- Game-byGame (Cont'd)

Year	Result	GP	W	L	T	GF-GA	Attendance
2015-16	First Round vs Cincinnati Cyclones	7	4	3	0	23-14	
	Friday, April 15 at Fort Wayne 2, Cincinnati 3						5119
	Saturday, April 16 at Fort Wayne 2, Cincinnati 3						5408
	Wednesday, April 20 at Cincinnati 0, Fort Wayne 8						1643
	Friday, April 22 at Cincinnati 2, Fort Wayne 3 (2OT)						2170
	Saturday, April 23 at Cincinnati 5, Fort Wayne 4 (2OT)						1319
	Monday, April 25 at Fort Wayne 2, Cincinnati 1 (OT)						4616
	Wednesday, April 27 at Fort Wayne 2, Cincinnati 0						5717
	Fort Wayne wins best-of-seven series 4-3						
	Quarterfinals vs Utah Grizzlies	4	4	0	0	19-11	
	Friday, April 29 at Fort Wayne 6, Utah 4						5071
	Saturday, April 30 at Fort Wayne 5, Utah 3						6217
	Wednesday, May 4 at Utah 1, Fort Wayne 3						2763
	Friday, May 6 at Utah 3, Fort Wayne 5						5242
	Fort Wayne wins best-of-seven series 4-0						
	Semifinals vs Allen Americans	5	1	4	0	16-21	
	Friday, May 13 at Fort Wayne 3, Allen 5						5729
	Sunday, May 15 at Fort Wayne 2, Allen 3 (OT)						5779
	Thursday, May 19 at Allen 1, Fort Wayne 2						5075
	Saturday, May 21 at Allen 6, Fort Wayne 5 (OT)						5602
	Sunday, May 22 at Allen 6, Fort Wayne 4						4634
	Allen wins best-of-seven series 4-1						
2016-17	First Round vs Quad City Mallards	5	4	1	0	16-12	
	Friday, April 14 at Fort Wayne 4, Quad City 3						5739
	Saturday, April 15 at Fort Wayne 3, Quad City 1						6065
	Wednesday, April 19 at Quad City 3, Fort Wayne 4 (OT)						1969
	Friday, April 21 at Quad City 3, Fort Wayne 2 (OT)						2567
	Saturday, April 22 at Quad City 2, Fort Wayne 3						2000
	Fort Wayne wins best-of-seven series 4-1						
	Quarterfinals vs Toledo Walleye	5	1	4	0	10-15	
	Friday, April 28 at Toledo 2, Fort Wayne 1						6016
	Saturday, April 29 at Toledo 4, Fort Wayne 3 (OT)						8000
	Wednesday, May 3 at Fort Wayne 2, Toledo 3						5713
	Friday, May 5 at Fort Wayne 4, Toledo 1						7162
	Saturday, May 6 at Toledo 5, Fort Wayne 0						8013
	Toledo wins best-of-seven series 4-1						

ALL TIME RECORDS 1952-2017, PLAYOFFS

KOMETTS PLAYOFF TOTALS

Seasons in the IHL:	50		
Seasons in the UHL:	8		
Seasons in the CHL:	2		
Seasons in the ECHL:	<u>5</u>		
Total:	65		
Seasons in IHL playoffs:	43		
Seasons in UHL playoffs:	7		
Seasons in CHL playoffs:	2		
Seasons in ECHL playoffs:	<u>4</u>		
Total:	56		
IHL Turner Cups:	7	('63, '65, '73, '93, 2008, 2009, 2010)	
UHL Colonial Cups:	1	(2003)	
CHL Presidents' Cup	<u>1</u>	(2012)	
Total Championships:	9		
IHL Finals appearances:	15	('59, '60, '63, '64, '65, '67, '73, '80, '86, '91, '93, '94, 2008, 2009, 2010)	
UHL Finals appearances:	2	(2003, 2005)	
CHL Finals appearances:	<u>1</u>	(2012)	
Total Finals appearances:	18		
		W - L - OTL	(T)
IHL playoff games:	393	203-161-29	(2) Note: Of the 29 listed under OTL, 2 were ties
UHL playoff games:	74	39- 29- 6	
CHL playoff games:	26	15- 10- 1	
ECHL playoff games:	<u>49</u>	<u>27- 17- 5</u>	
Total games/records:	542	284-217-41	
		W - L - OTL	(T)
IHL Home games:	200	137-50-13	(1) Note: Of the 13 listed under OTL, 1 was a tie
UHL Home games:	37	22-11- 4	
CHL Home games:	13	9- 4- 0	
ECHL Home games:	<u>23</u>	<u>16- 4- 3</u>	
Total Home games:	273	184-69-20	
		W - L - OTL	(T)
IHL Road games:	193	66-112-15	(1) Note: Of the 15 listed under OTL, 1 was a tie
UHL Road games:	37	17- 18- 2	
CHL Road games:	13	8- 5- 0	
ECHL Road games:	<u>26</u>	<u>11- 11- 4</u>	
Total Road games:	269	102-146-21	
		W- L	
IHL Overtime games:	47	18-27-2 ties	
UHL Overtime games:	12	6- 6	
CHL Overtime games:	4	3- 1	
ECHL Overtime games:	<u>15</u>	<u>8- 7</u>	
Total Overtime games:	78	35-41-2 ties	
		W- L	
IHL series:	75	39-36	
UHL series:	16	10- 6	
CHL series:	5	4- 1	
ECHL series:	<u>9</u>	<u>5- 4</u>	
Total series:	105	58-47	

HONORS

KOMETS 2016-17 END-OF-SEASON TEAM PLAYER AWARDS

The Komets announced their End-of-Season Player Awards Sunday, April 8, 2017 following the regular season home finale 6-1 win over the Quad City Mallards at the Memorial Coliseum. The awards were presented as follows:

- Bud Gallmeier Memorial Trophy/Community Service Award, for community service and dedication to the game of hockey in memory of long-time Komet beat writer Bud Gallmeier.
Winner: Mike Embach (third time)
- The Wiegmann Family "True Komet" Award, exemplifying team spirit and a positive attitude on and off the ice.
Winner: Jamie Schaafsma
- The Komets Most Improved Player Award for the player showing the most improvement from the beginning of the season to the end and has been on the Komet roster since the start of the season.
Winner: Gabriel Desjardins
- The Mr. Hustle Award, in honor of the memory of Cliff and Jean Fell, Jim and William Fell, and Pat Curtis, long-time Komet fans. The award considers a player's personal statistics (goals, assists and on-ice hits at home) and overall up-tempo style of game.
Winner: Kyle Thomas (second consecutive year)
- The Unsung Hero Award, the Komets' 5/30 award in tribute to Komet Hall-of-Famers Robbie Irons and the late Terry Pembroke, given to the player whose hard work, dedication to his teammates and love of the game is in the true spirit of Komet legends Robbie Irons and Terry Pembroke.
Winner: Garrett Bartus
- The NOB Brick Award, for the Stonewall Defensive Forward of the season.
Winner: Shawn Szydlowski (second consecutive year)
- The Komet Defenseman of the Year Award for his overall play at both ends of the ice.
Winner: Cody Sol



Komet Rookie of the Year Mike Cazzola being presented MVP Trophy by former head coach and 2017 Hall of Famer Al Sims

- The Komet Rookie of the Year Award.
Winner: Mike Cazzola
- The Komet Most Valuable Player Award, known as the Foss Folk Memorial Trophy sponsored by the Folk family and voted on by the Komet players themselves.
Winner: Mike Cazzola

HONORS

KOMETS END OF SEASON AWARDS -- HISTORY

Most Valuable Player

1974-75	Terry Pembroke and Wayne Ego
1975-76	Terry McDougall
1976-77	Terry McDougall
1977-78	Mike Boland
1978-79	Terry McDougall
1979-80	Al Dumba
1980-81	Robbie Irons
1981-82	Barry Scully
1982-83	John Hilworth
1983-84	Doug Rigler and Darren Jensen
1984-85	Wally Schreiber
1985-86	Jim Burton
1986-87	Steve Salvucci
1987-88	Jim Burton
1988-89	Byron Lomow
1989-90	Bob Lakso
1990-91	Lonnie Loach
1991-92	Jean-Marc Richard and Scott Gruhl
1992-93	Pokey Reddick
1993-94	Colin Chin
1994-95	Vladimir Tsyplakov
1995-96	Bob Essensa
1996-97	Lee Davidson
1997-98	Bruce Racine
1998-99	Bruce Racine, Pokey Reddick
1999-00	Keli Corpse
2000-01	Dave Lemay
2001-02	Doug Teskey
2002-03	Bobby Stewart
2003-04	Colin Chaulk
2004-05	Sean Venedam
2005-06	Colin Chaulk
2006-07	Kevin St. Pierre
2007-08	Colin Chaulk
2008-09	Nick Boucher
2009-10	Colin Chaulk
2010-11	Colin Chaulk
2011-12	Nick Boucher
2012-13	Brandon Marino
2013-14	Brandon Marino
2014-15	Shawn Szydlowski
2015-15	Shawn Szydlowski
2016-17	Mike Cazzola

Defenseman of the Year

1984-85	Jim Leavins
1985-86	Dan Ryder
1986-87	Jim Burton
1987-88	Jim Burton
1988-89	Carey Lucyk
1989-90	Bob Fowler
1990-91	Carey Lucyk
1991-92	Jean-Marc Richard and Scott Gruhl
1992-93	Bobby Jay
1993-94	Danny Lambert
1994-95	Guy Dupuis
1995-96	Shawn Evans
1996-97	Guy Dupuis
1997-98	Guy Dupuis
1998-99	Oleg Shargorosdsky
1999-00	Frederic Bouchard
2000-01	Frederic Bouchard
2001-02	Kevin Bertram
2002-03	Kelly Perrault
2003-04	Kelly Parrault
2004-05	Troy Neumeier
2005-06	Guy Dupuis
2006-07	Guy Dupuis
2007-08	Guy Dupuis
2008-09	Guy Dupuis
2009-10	Guy Dupuis
2010-11	Frankie DeAngelis
2011-12	Brent Henley and Frankie DeAngelis
2012-13	Tyler Butler
2013-14	Jordon Southorn
2014-15	Drew Daniels
2015-16	Jordon Southorn
2016-17	Cody Sol



Guy Dupuis accepts Komets Defenseman of the Year Award for 2008-09. Dupuis won a record eight Fort Wayne Defenseman of the Year awards during his Komet career.

HONORS

KOMETS END OF SEASON AWARDS -- HISTORY

Rookie of the Year

1975-76	Sid Vesey
1976-77	Rob Tудо and Ron Zanussi
1977-78	Murray Bannerman and Dan Bonor
1978-79	Dave Ross
1979-80	Bob Janecyk
1980-81	Steve Janaszak
1981-82	Ron Leef
1982-83	Doug Rigler
1983-84	Darren Jensen
1984-85	Alain Chevrier
1985-86	David Anderson
1988-89	Steve Hollett
1989-90	Mike McNeill
1990-91	Kevin Kaminski
1991-92	Kory Kocur
1992-93	Paul Willet
1993-94	John Purves
1994-95	Peter Ing
1995-96	Konstantin Shafranov
1996-97	Sean Gagnon
1997-98	Derek Eberle
1998-99	Tero Lehtera
1999-00	Jason Goulet and Doug Teskey
2000-01	Mike McKay
2001-02	Ryan Severson
2002-03	Kevin Kotyluk
2003-04	Danny Stewart
2004-05	Jonathan Goodwin
2005-06	David Caprtentier
2006-07	Martin Gascon
2007-08	Luciano Aquino
2008-09	Rick Varone and Sean O'Connor
2009-10	Kaleigh Schrock
2010-11	Dustin Molle
2011-12	Chris Auger
2012-13	Matt Firman
2013-14	Scott Fleming
2014-15	Eric Faille
2015-16	Kyle Thomas
2016-17	Mike Cazzola

Defensive Forward of the Year

1991-92	Peter Hankinson
1992-93	Lee Davidson
1993-94	Lee Davidson
1994-95	Darin Smith
1995-96	Rob Murphy
1996-97	Robin Bawa
1997-98	Ian Boyce
1998-99	Ian Boyce
1999-00	Jason Goulet
2000-01	Jim Logan
2001-02	Chad Grills
2002-03	Colin Chaulk
2003-04	Colin Chaulk
2004-05	Colin Chaulk
2005-06	Colin Chaulk
2006-07	David Hukalo
2007-08	David Hukalo
2008-09	David Hukalo
2009-10	Colin Chaulk
2010-11	Tab Lardner
2011-12	Brett Smith
2012-13	J.M. Rizk
2013-14	Chris Auger
2014-15	Mike Embach
2015-16	Shawn Szydowski
2016-17	Shawn Szydowski

HONORS

KOMETS END OF SEASON AWARDS -- HISTORY

Unsung Hero of the Year

1981-82	Dale Baldwin
1982-83	Dale Baldwin
1983-84	Robbie Laird
1984-85	Jay Johnston and Robbie Laird
1985-86	Dale Baldwin and Jay Johnston
1986-87	Derek Ray and Tomy Camazzola
1987-88	Rob Murray
1988-89	Byron Lomow
1989-90	Byron Lomow
1990-91	Stephane Brohcu and Tom Karalis
1991-92	Bob Jay and Carey Lucyk
1992-93	Steve Fletcher
1993-94	Guy Dupuis
1994-95	Paul Willet, Ian Boyce, Joe Franke
1995-96	Shawn Cronin
1996-97	Peter Ambroziak
1997-98	Konstantin Shafranov, Viacheslav Butsayev, Andrei Bashkirov
1998-99	Ian Boyce
1999-00	Petr Sachl
2000-01	Dave Lemay
2001-02	Michel Massie
2002-03	Sean Venedam
2003-04	Kevin Schmidt
2004-05	Tyler Masters
2005-06	Andrew Luciuk
2006-07	Bruce Richardson
2007-08	Kevin Bertram
2008-09	Kevin Bertram and P.C. Drouin
2009-10	Brad MacMillan and Leo Thomas
2010-11	Craig Cescon
2011-12	Brent Henley and Brett Smith
2012-13	Brett Smith
2013-14	Mike Embach
2014-15	Pat Nagle
2015-16	Jamie Schaafsma
2016-17	Garrett Bartus

Best Plus-Minus of the Year

1991-92	Colin Chin
1992-93	Igor Chibirev
1993-94	Danny Lambert
1994-95	Guy Dupuis
1995-96	Guy Dupuis
1996-97	Guy Dupuis
1997-98	Viacheslav Butsayev
1998-99	Viacheslav Butsayev
1999-00	Milt Mastad
2000-01	Frederic Bouchard
2001-02	Kevin Schmidt
2002-03	Jake Ortmeyer
2003-04	Kevin Schmidt
2004-05	Troy Neumeier
2005-06	Guy Dupuis
2006-07	Guy Dupuis and Mario Larocque
2007-08	Guy Dupuis
2008-09	Guy Dupuis
2009-10	Colin Chaulk

Bud Gallmeier Memorial Trophy (Community Service)

1992-93	Ian Boyce
1993-94	Ian Boyce
1994-95	Carey Lucyk
1995-96	Guy Dupuis
1996-97	Grant Richison
1997-98	Guy Dupuis
1998-99	Guy Dupuis
1999-00	Keli Corpse
2000-01	Doug Teskey
2001-02	Doug Teskey
2002-03	Marc Barlow
2003-04	Kevin St. Pierre
2004-05	Jonathan Goodwin
2005-06	Kevin St. Pierre
2006-07	Jonathan Goodwin
2007-08	Olivier Legault and Jake Pence
2008-09	Jake Pence
2009-10	Justin Chwedoruk and Tim Haun
2010-11	Dustin Molle
2011-12	Brent Henley
2012-13	Charlie Effinger
2013-14	Mike Embach
2014-15	Mike Embach
2015-16	Cody Sol
2016-17	Mike Embach

HONORS**TEAM HONORS****League Championships**

<u>Year</u>	<u>League</u>
1962-63	IHL Turner Cup Championship
1964-65	IHL Turner Cup Championship
1972-73	IHL Turner Cup Championship
1992-93	IHL Turner Cup Championship
2002-03	UHL Colonial Cup Championship
2007-08	IHL Turner Cup Championship
2008-09	IHL Turner Cup Championship
2009-10	IHL Turner Cup Championship
2011-12	CHL Presidents' Cup Championship

Regular Season Champions

<u>Year</u>	<u>League</u>
1959-60	IHL Huber Trophy Champions
1962-63	IHL Huber Trophy Champions
1972-73	IHL Huber Trophy Champions
1977-78	IHL Huber Trophy Champions
1983-84	IHL Huber Trophy Champions
1985-86	IHL Huber Trophy Champions
1986-87	IHL Huber Trophy Champions
2002-03	UHL Tarry Cup Champions
2003-04	UHL Tarry Cup Champions
2006-07	UHL Tarry Cup Champions
2007-08	IHL Huber Trophy Champions
2008-09	IHL Huber Trophy Champions

Member Club of the Year

<u>Year</u>	<u>League</u>
1999-00	UHL
2001-02	UHL
2002-03	UHL
2006-07	UHL
2007-08	IHL

HONORS

INDIVIDUAL HONORS

Regular Season Most Valuable Player

<u>Season</u>	<u>League</u>	<u>Trophy</u>	<u>Player</u>
1958-59	IHL	James Gatschene Memorial Trophy	Len Thornson
1960-61	IHL	James Gatschene Memorial Trophy	Len Thornson
1961-62	IHL	James Gatschene Memorial Trophy	Len Thornson
1962-63	IHL	James Gatschene Memorial Trophy	Len Thornson
1962-63	IHL	James Gatschene Memorial Trophy	Eddie Long
1963-64	IHL	James Gatschene Memorial Trophy	Len Thornson
1966-67	IHL	James Gatschene Memorial Trophy	Len Thornson
1967-68	IHL	James Gatschene Memorial Trophy	Len Thornson
1977-78	IHL	James Gatschene Memorial Trophy	Dan Bonar
1978-79	IHL	James Gatschene Memorial Trophy	Terry McDougall
1979-80	IHL	James Gatschene Memorial Trophy	Al Dumba
1983-84	IHL	James Gatschene Memorial Trophy	Darren Jensen
2003-04	UHL	Sher-Wood Most Valuable Player	Kevin St. Pierre

Playoffs Most Valuable Player

<u>Season</u>	<u>League</u>	<u>Trophy</u>	<u>Player</u>
1993	IHL	N.R. "Bud" Poile Trophy	Pokey Reddick
2003	UHL	UHL Playoff MVP	Tommy Lawson
2008	IHL	IHL Playoff MVP	Justin Hodgman
2009	IHL	IHL Playoff MVP	David Hukalo
2010	IHL	IHL Playoff MVP	Matt Syroczyński
2012	CHL	CHL Playoff MVP	Mike Vaskivuo

Regular Season Scoring Champion

<u>Season</u>	<u>League</u>	<u>Trophy</u>	<u>Player</u>
1961-62	IHL	Leo P. Lamoureux Memorial Trophy	Len Thornson
1963-64	IHL	Leo P. Lamoureux Memorial Trophy	Len Thornson
1965-66	IHL	Leo P. Lamoureux Memorial Trophy	Bobby Rivard
1966-67	IHL	Leo P. Lamoureux Memorial Trophy	Len Thornson
1978-79	IHL	Leo P. Lamoureux Memorial Trophy	Terry McDougall
1979-80	IHL	Leo P. Lamoureux Memorial Trophy	Al Dumba
1983-84	IHL	Leo P. Lamoureux Memorial Trophy	Wally Schreiber
1990-91	IHL	Leo P. Lamoureux Memorial Trophy	Lonnie Loach

Outstanding Defenseman

<u>Season</u>	<u>League</u>	<u>Trophy</u>	<u>Player</u>
1964-65	IHL	Governors' Trophy	Lionel Repka
1971-72	IHL	Governors' Trophy	Rick Pagnutti
1982-83	IHL	Governors' Trophy	Jim Burton
1985-86	IHL	Governors' Trophy	Jim Burton
1986-87	IHL	Governors' Trophy	Jim Burton
1990-91	IHL	Governors' Trophy	Brian McKee
1991-92	IHL	Governors' Trophy	Jean-Marc Richard
2002-03	UHL	Best Defenseman of the Year Award	Kelly Perrault
2003-04	UHL	Best Defenseman of the Year Award	Kelly Perrault
2004-05	UHL	Best Defenseman of the Year Award	Troy Neumeier
2006-07	UHL	Best Defenseman of the Year Award	Guy Dupuis
2007-08	IHL	Pepsi Defenseman of the Year Award	Guy Dupuis
2008-09	IHL	Pepsi Defenseman of the Year Award	Guy Dupuis

HONORS

INDIVIDUAL HONORS (continued)

Best Defensive Forward

<u>Season</u>	<u>League</u>	<u>Trophy</u>	<u>Player</u>
2002-03	UHL	Best Defensive Forward Award	Colin Chaulk
2003-04	UHL	Best Defensive Forward Award	Colin Chaulk
2004-05	UHL	Best Defensive Forward Award	Sean Venedam
2005-06	UHL	Best Defensive Forward Award	Colin Chaulk
2006-07	UHL	Best Defensive Forward Award	David Hukalo
2007-08	IHL	Outstanding Defensive Forward	David Hukalo
2009-10	IHL	Outstanding Defensive Forward	Colin Chaulk

Outstanding Goaltender(s)

<u>Season</u>	<u>League</u>	<u>Trophy</u>	<u>Player</u>
1959-60	IHL	James Norris Memorial Trophy	Reno Zanier
1964-65	IHL	James Norris Memorial Trophy	Chuck Adamson
1972-73	IHL	James Norris Memorial Trophy	Robbie Irons, Don Atchison
1985-86	IHL	James Norris Memorial Trophy	Rick St. Croix, Pokey Reddick
1986-87	IHL	James Norris Memorial Trophy	Alain Raymond, Michel Dufour
1988-89	IHL	James Norris Memorial Trophy	Rick Knickle
2002-03	UHL	Southern Sports Supply Best Goaltender	Tom Lawson
2003-04	UHL	Southern Sports Supply Best Goaltender	Kevin St. Pierre
2006-07	UHL	Southern Sports Supply Best Goaltender	Kevin St. Pierre
2007-08	IHL	Southern Sports Supply Best Goaltender	Kevin Reiter
2008-09	IHL	Southern Sports Supply Best Goaltender	Nick Boucher
2009-10	IHL	Southern Sports Supply Best Goaltender	Tim Haun

Rookie of the Year

<u>Season</u>	<u>League</u>	<u>Trophy</u>	<u>Player</u>
1961-62	IHL	Leading Rookie Award	Dave Richardson
1975-76	IHL	Garry F. Longman Memorial Trophy	Sid Veysey
1976-77	IHL	Garry F. Longman Memorial Trophy	Ron Zanussi
1977-78	IHL	Garry F. Longman Memorial Trophy	Dan Bonar
1983-84	IHL	Garry F. Longman Memorial Trophy	Darren Jensen
1995-96	IHL	Garry F. Longman Memorial Trophy	Konstantin Shafranov
1999-00	UHL	Easton Rookie of the Year	Jason Goulet
2007-08	UHL	Aquafina Rookie of the Year	Luciano Aquino

Most Sportsmanlike Player

<u>Season</u>	<u>League</u>	<u>Trophy</u>	<u>Player</u>
1999-00	UHL	Most Sportsmanlike Player Award	Keli Corpse
2000-01	UHL	Most Sportsmanlike Player Award	Brent Gretzky
2007-08	IHL	Most Sportsmanlike Player Award	Guy Dupuis

Coach of the Year

<u>Season</u>	<u>League</u>	<u>Trophy</u>	<u>Coach</u>
1985-86	IHL	Commissioner's Trophy	Robbie Laird
1992-93	IHL	Commissioner's Trophy	Al Sims
1993-94	IHL	Commissioner's Trophy	Bruce Boudreau
1997-98	IHL	Commissioner's Trophy	John Torchetti
2002-03	UHL	Coach of the Year Award	Greg Puhalski
2007-08	IHL	Coach of the Year Award	Al Sims

HONORS

INDIVIDUAL HONORS (continued)

General Manager of the Year

<u>Season</u>	<u>League</u>	<u>Trophy</u>
1997-98	IHL	GM of the Year Award
2002-03	UHL	General Manager of the Year Award
2009-10	IHL	General Manager of the Year Award

General Manager

David Franke
David Franke
David Franke

Executive of the Year

<u>Season</u>	<u>League</u>	<u>Trophy</u>
1978-79	IHL	Andy Mulligan Trophy
1982-83	IHL	Andy Mulligan Trophy
1985-86	IHL	Andy Mulligan Trophy
1990-91	IHL	Andy Mulligan Trophy
2007-08	IHL	Executive of the Year Award
2008-09	IHL	Executive of the Year Award

Executive

Ken Ullyot
Colin Lister
Bob Britt
David Franke
Michael Franke
Michael Franke

Governor of the Year

<u>Season</u>	<u>League</u>	<u>Trophy</u>
2001-02	UHL	Governor of the Year Award
2002-03	UHL	Governor of the Year Award

Governor

Michael Franke
Michael Franke

Public Relations Director of the Year

<u>Season</u>	<u>League</u>	<u>Trophy</u>
1999-00	UHL	PR Director of the Year Award
2003-04	UHL	PR Director of the Year Award
2014-15	ECHL	Director of Communications of the Year

PR Director

Chuck Bailey
Chuck Bailey
Chuck Bailey

Marketing Director of the Year

<u>Season</u>	<u>League</u>	<u>Trophy</u>
2001-02	UHL	Marketing Director of the Year Award
2004-05	UHL	Marketing Director of the Year Award
2006-07	UHL	Marketing Director of the Year Award

Marketing Director

Scott Sproat
Scott Sproat
Scott Sproat



IHL President/CEO Paul Pickard presents the 2008-09 IHL Executive of the Year award to Komets President Michael Franke

PLAYERS NAMES ON THE CUPS

FORT WAYNE KOMETS CHAMPIONSHIP WINNERS

1962-63 Turner Cup Champion Komets: Chuck Adamson, Nelson Bullock, John Goodwin, Edie Long, Roger Maisonneuve, Ivan Prediger, Reg Primeau, Lionel Repka, Bobby Rivard, Gary Sharp, Len Thornson, Norm Waslawski, Gary Young, Ken Ullyot (GM and Coach).

1964-65 IHL Turner Cup Champion Komets: Chuck Adamson, Chick Balon, Merv Dubchak, Johnny Goodwin, Eddie Long, Bill Orban, Terry Pembroke, Reg Primeau, Cal Purinton, Lionel Repka, Bobby Rivard, Len Thornson, Norm Waslawski, Cy Whiteside, Teddy Wright, Ken Ullyot (GM and Coach).

1972-73 IHL Turner Cup Champion Komets: Jeff Ablett, Don Atchison, Chick Balon, Ray Brownlee, Wayne Ego, Bob Fitchner, Jim Hryciuk, Robbie Irons, D'Arcy Keating, Bob Kirk, Bob Miller, Jim Pearson, Terry Pembroke, Cal Purinton, Dean Sherematta, Terry Thomso, Ron Ullyot, Brian Walker, Ken Ullyot (GM), Marc Boileau (Coach).

1992-93 IHL Turner Cup Champion Komets: Ian Boyce, Igor Chiberev, Colin Chin, Sylvain Couturier, Lee Davidson, Guy Dupuis, Steve Fletcher, Dave Gagnon, Scott Gruhl, Peter Hankinson, Kelly Hurd, Bobby Jay, Kory Kocur, Bob Lakso, Carey Lucyk, Kevin MacDonald, Pokey Reddick, Jean-Marc Richard, Grant Richison, Joel Savage, Dave Smith, Bob Wilkie, Paul Willett, Steve Wilson, Al Sims (Coach), David Franke (GM).

2002-03 UHL Colonial Cup Champion Komets: Colin Chaulk, Kevin Kotyluk, Kevin Schmidt, Ron Baker, Tom Lawson, Ryan Severson, Marc Barlow, Adam Lewis, Bart Stevens, David Beaugard, Michel Massie, Bobby Stewart, Kevin Bertram, Troy Neumeir (Asst. Coach), Josh Tataryn, Chad Cabana, Jake Ortmeier, Sean Venedam, Cory Campbell, Kelly Perrault, Dustin Virag, Chris Eade, Greg Puhalski (Coach), David Franke (GM).

2007-08 IHL Turner Cup Champion Komets: Matt Reynolds, Mitch Woods, David Hukalo, Konstantin Shafranov, Terry Marchant, Luciano Aquino, P.C. Drouin, Evgeny Saidachev, Colin Chaulk (Asst. Player Coach), Mathieu Curadeau, Guy Dupuis, Sergei Durdin, Brandon Warner, Jake Pence, Kevin Hansen, Kevin Bertram, Brent Henley, Nick Boucher, Kevin Reiter, Ken Dufresne, Justin Hodgman, Olivier Legault, Al Sims (Coach), David Franke (GM).

2008-09 IHL Turner Cup Champion Komets: Sebastien Laplante, Kevin Bertram, P.C. Drouin, Guy Dupuis, Colin Chaulk, David Hukalo, Konstantin Shafranov, Nick Boucher, Mark Versteeg-Lytwyn, Jake Pence, Mathieu Curadau, Oliver Legault, Danko Mironovic, Justin Hodgman, Rick Varone, Leo Thomas, Keith Rodger, Brad MacMillan, Rod Aldoff, Brandon Warner, Sean O'Connor, Al Sims (Coach), David Franke (GM).

2009-10 IHL Turner Cup Champion Komets: Colin Chaulk, P.C. Drouin, Leo Thomas, Konstantin Shafranov, Matt Syroczyński, Sean O'Connor, Guy Dupuis, Frankie DeAngelis, Justin Chwedoruk, Kaleigh Schrock, David Hukalo, Brandon Warner, Bobby Phillips, Kevin Bertram, Keith Rodger, Brad MacMillan, Danko Mironovic, Mitch Woods, Justin Hodgman, Tim Haun, Nick Boucher, Al Sims (Coach), David Franke (GM).

2011-12 CHL Presidents' Cup Champion Komets: Colin Chaulk, Bobby Chaumont, Brett Smith, Chris Auger, Frankie DeAngelis, Mike Vaskivuo, Jamie Milam, Kaleigh Schrock, Stephen Thorne, J.M. Rizk, Leo Thomas, Jamie Lovell, Tom Mele, Brent Henley, David Starenky, Tyler Miller, Bryant Molle, Dustin Molle, Nick Boucher, Gerry Festa, Derek Roehl, Daniel Maggio, Al Sims (Coach), David Franke (GM).

KOMET HALL OF FAME



The Komet Hall of Fame was first introduced in 1988. Komet general manager Bob Chase decided it was time to get a Hall of Fame established for the all-time Fort Wayne Komet hockey greats in honor of their dedication and contributions to Komet hockey in Fort Wayne.

The Hall of Fame is divided into three sections. The Executive Builders section (10), the Team Personnel section (25) and the Media section (6) combine for a total of 41 members.

During 2016-17, three additional numbers were retired. Hall of Famer Terry McDougall had his number 19 retired in a ceremony Jan. 7, 2017. Also in 2017, Colin Chaulk's #91 was retired Feb. 18 and Al Sims had the number 504 retired in honor of his record number of Komet wins as a head coach March 25. With their number retirements, Chaulk and Sims were automatically inducted into the Hall of Fame Class of 2017 in the Team Personnel section.

Komet Hockey Hall of Fame members are:

Executive Builders

	<u>Retired numbers</u>
Ken Ullyot, GM/Coach, Owner 1958-1982	58
Colin Lister, Business Manager, Owner 1959-1985	59
Don Myers, General Manager Memorial Coliseum	
Ramon Perry, Owner 1952	
Ernie Berg, Owner 1952	
Harold Van Orman, Owner 1952	
Earl Stritmatter, Off-Ice Official 1952-2003	
Dick Zimmerman, Off-Ice Official/Statistician 1958-1990	
Flossie Zimmerman, Komet office assistant 1966-1990	
Win Rood, Supervisor of Minor Officials 1969-present	

Team Personnel

	<u>Retired numbers</u>
Eddie Long, 1952-1966	16
Len Thomson, 1957-1970	11
Terry Pembroke, 1964-1978	5
Robbie Irons, 1967-1981	30
Chuck Adamson, 1962-1967	1
Merv Dubchak, 1963-1970	
Reggie Primeau, 1960-1969	12
Lionel Repka, 1958-1969	6
George Drysdale, 1952-1955 • inducted March 6, 2002	
Roger Maisonneuve, 1957-1966 • inducted March 6, 2002	
George Polinuk, 1955-1961 • inducted March 6, 2002	
Cal Purinton, 1963-1973 • inducted March 6, 2002	
Norm Waslawski, 1958-1969 • inducted March 6, 2002	
John Goodwin, 1961-1969 • inducted March 6, 2002	
Ted Wright, 1962-1970 • inducted March 6, 2002	
Rob Laird, 1974-1989 • inducted March 6, 2002	18
Marc Boileau, Player/Coach, 1970-1974 • inducted March 28, 2004	
Bobby Rivard, 1962-1966, 1974-75 • inducted March 28, 2004	
Colin Chin, 1986-1996 • inducted November 17, 2007	26
Steve Fletcher, 1982-83, 1990-2002 • inducted November 17, 2007	77
Terry McDougall, 1975-1982 • inducted November 17, 2007 • Number retired January 7, 2017	19
Guy Dupuis, 1991-2011 • inducted October 29, 2011	2
Nick Boucher, 2007-2012 • inducted/number retirement Oct. 26, 2013	33
Colin Chaulk, 2002-2013 • inducted/number retirement Feb. 18, 2017	91
Al Sims, 1989-1993, 2007-2013 • inducted/number retirement Mar. 25, 2017	504

MEDIA

	<u>Retired numbers</u>
Bob Reed, Journal Gazette	
Carl Wiegman, Journal Gazette	
Bud Gallmeier, News Sentinel	
Hilliard Gates, WKJG TV 33 • inducted March 6, 2002	
Bob Chase, WOWO Radio 1190 • inducted March 8, 2003	40
Dick DeFay, WKJG TV 33/Radio • inducted March 28, 2004	

RETIRED NUMBERS

1 **CHUCK ADAMSON**

Chuck Adamson, already a member of the Komet Hall of Fame, had his famous Komet number 1 retired to the rafters of the Memorial Coliseum Oct. 26, 2013, along with goaltender Nick Boucher's number 33 in a ceremony prior to the Komets' second home game of the 2013-14 season.

Chuck was celebrated for his many achievements as Komet goaltender including Fort Wayne's first two IHL Turner Cup Championships in 1963 and 1965.

The Sudbury, Ontario native was awarded the 1964-65 IHL James Norris Memorial Trophy as Outstanding Goaltender of the Year. Chuck also holds the Komet record of 176 consecutive games played as a goaltender when he didn't miss a game over a stretch of three seasons from 1962 to 1965, a record surely never to be broken.

2 **GUY DUPUIS**

In a memorable ceremony Saturday, Oct. 29, 2011, the Komets' second home game of the new 2011-12 season, the Komets retired Guy Dupuis' number 2 to the rafters of the Memorial Coliseum and placed Guy into the Komet Hall of Fame. Guy completed his pro hockey career at the conclusion of 2010-11 with a record that may never be broken by another Komet. Guy retired as the the player with the most games played, ever, in a Komet uniform. Most regular season games played as a Komet with 945, and most overall including playoffs with 1,040.

Guy also holds the distinction of owner of almost every Komet defenseman record. During his time with the Komets Guy netted 126 goals, 417 assists for 543 points (regular season). When you add his playoff totals, Guy holds the Komets defenseman records for most overall goals (140), most overall assists (454) and most overall points by a defenseman at 594.

Guy takes with him four league championships as a Komet, he is an eight-time recipient of the Komets' Defenseman of the Year Award and three-time league Defenseman of the Year. He earned the plus-minus Komet Award on seven occasions and was two-time winner of the Komets' yearly Community Service Award. Many times an All-Star, Guy will always be a bright star in the history of the Fort Wayne Komets.

5 **TERRY PEMBROKE**


Terry Pembroke scored one of the most memorable goals in Komet history and ranks third in most Komet career games with 784 after skating 12 years in a Komet uniform.

Terry accumulated 273 assists and 339 points during his career as a Komet. The defenseman also ranks sixth all-time with 1,143 penalty minutes. Terry holds the club record with eight IHL All-Star Game appearances. He was a member of the 1965 and 1973 Turner Cup Champion Komet teams.

On February 20, 1965, with about 25 seconds remaining in the first period, Terry took the puck off the face-off deep in the Komet end and quickly turned and fired a wrist shot from the bottom of the face off circle. The puck traveled approximately 176 feet through the air and beside the Memorial Coliseum scoreboard before it hit Toledo goaltender Glenn Ramsay in the leg and glanced into the goal. Terry was inducted into the Komet Hall of Fame in 1987.

On March 6, 2015, Terry lost his battle with cancer and passed away at his home in Sequin, Texas, at the age of 70.

RETIRED NUMBERS

6**LIONEL REPKA**

Lionel Repka played 11 seasons as a Fort Wayne Komet. Lionel ranks 11th on the Komets' all-time top 10 point leaders list with 492 points in 666 games.

"Choo Choo", as he was nicknamed, was an IHL Turner Cup Champion with the Komets twice, in 1963 and again in 1965. He was named best defenseman in the league during the 1964-65 season. During the 65-66 campaign, Lionel tallied a total of 80 points while playing defense.

Lionel still resides in Fort Wayne and is a frequent visitor to Komet home games, Legend ceremonies and other various off-ice events. Lionel was inducted into the Komet Hall of Fame in 1987.

On April 28, 2015, Lionel passed away in Fort Wayne from liver cancer at the age of 80.

11**LEN THORNSON**

Len Thornson was one of the greatest puckhandlers and scorers ever in the International Hockey League. Lenny played 12 seasons from 1957-58 to 1968-69 with the Komets and appeared in 763 regular season games. The center holds the Komets' all-time point record with 1,219 career points and the Komets record for assists with 807. He also shares the record of most points in a season of 139 with Terry McDougall. During the 1960-61 season, Lenny set the Komets record of the longest 2-point scoring streak of 14 games.

Thornson won seven IHL MVP awards, three IHL scoring titles and was selected to the All-IHL Team eight times. Lenny is regarded in many circles as one of the greatest all-around minor league hockey players of all time. In 1997, The Hockey News named Len Thornson the IHL's Greatest Player of All Time. Len Thornson was inducted into the Komets Hall of Fame in 1987.

12**REGGIE PRIMEAU**

Reggie Primeau played eight seasons with the Komets. The center's numbers include 342 assists in 452 regular season games and he ranks seventh on the Komets' all-time top 10 point leaders list with 542. During the 1961-62 season Reggie eclipsed the 100-point mark for the year with 105 points.

Reggie was an IHL Turner Cup champion with the Komets twice in his career in 1963 and 1965.

Reggie became a permanent resident of Fort Wayne after his retirement from hockey. He was a frequent visitor to Komets home games, Legend ceremonies and various off-ice events until he passed away May 28, 2014.

Reggie Primeau was inducted into the Komets Hall of Fame in 1987.

RETIRED NUMBERS

16 **EDDIE LONG**

Eddie Long was nicknamed Mr. Komet and appropriately so. The rugged right winger spent 14 years playing in a Komet's uniform and was an original member of the Komets' 1952 team.

Eddie skated the most games all-time of any Komet, prior to 2008-09, appearing in 867 from 1952-53 thru 1965-66 including playoffs. Eddie's record of most games as a Komets was eclipsed April 10, 2009, when Guy Dupuis appeared in his 867th game for a new Komet all-time most games record. Eddie continues to hold the record of most career goals scored in a Fort Wayne uniform with 425. Eddie, along with three other players, holds the Komet record for most goals in a game with five. He also scored a record four hat tricks during the 1956-57 season, also a record shared with three other players.

Eddie won the IHL Turner Cup Championship as a player in 1963 and as the Komet's head coach in 1965. He was the first Komet to have his jersey number (16) retired in 1965-66. Eddie was inducted into the Komet Hall of Fame in 1987.

18 **ROBBIE LAIRD**

Robbie Laird hustled on the ice for the Komets nine seasons and coached the Fort Wayne club another four seasons. It was Laird's hard-nosed style of play that earned him his fame.

No one could ever accuse Rob Laird of taking a shift off. It was his blue collar work ethic on the ice that made him a Komet legend and earned him a spot in the hall of fame.

Robbie broke the 100-point plateau during the 1978-79 season tallying 107. Robo, as he was nicknamed, ranks fourth on the Komet's all-time penalty minute list with 1,298 minutes in the sin bin and ranks ninth on the Komet's all-time top 10 point leaders list with a career total of 499 points in 520 games played.

Robbie's on-ice work ethic carried over to his coaching style and he ranks fourth on the Komet's career coaching wins list with 194. Robbie Laird was inducted into the Komet Hall of fame in 2002.

19 **TERRY MCDUGALL**

Terry McDougall served at center for the Komets for seven seasons from 1975 to 1982. He was a three-time MVP and led the Komets for three seasons in total points. During the legend's Fort Wayne career Terry logged totals of 249 goals, 396 assists and 645 points in 507 regular season games. He added 29 goals and 95 points in 69 playoff games for all-time Fort Wayne career totals of 278 goals, 462 assists and 740 points in 576 games.

Terry set many Komet playoff records including most points in a single playoff season (25, 1979), most points in a series (13, 1979 vs Grand Rapids), most points in a playoff game (5, March 30, 1976 vs Toledo, tied with seven players), and most assists in a playoff season (18, 1979). The skater also reached 30 goals in a regular season six times and reached 50 goals once, during 1978-79.

Terry was inducted into the Komets Hall of Fame Nov. 17, 2007 and had his number retired in a ceremony before a Komets home game on Jan. 7, 2017.

RETIRED NUMBERS

26 COLIN CHIN

Colin Chin was born in Fort Wayne, Indiana and raised on Komet Hockey. After completing three seasons of play in the NCAA at the University of Illinois-Chicago, the center skated with Baltimore of the American Hockey League in 1985-86 before returning to his roots in Fort Wayne.

Colin appeared in 10 consecutive seasons with the Komets from 1986-87 to 1995-96 and grabbed the IHL Turner Cup Championship in 1993. In 1993-94 "Chinner" became a member of the Komets' elite 100-point Club posting exactly 100 points scoring 36 goals and adding 64 assists in 81 games. He ranks fifth on the Komet's all-time top 10 point leaders list with 636 points during his 660-game career with the Komets. Colin remains known as one of the most popular and prominent captains in the history of the Komet hockey club.

Colin resides in Fort Wayne and is employed by Lincoln Financial. Colin was inducted into the Komet Hall of Fame in 2007.


30 ROBBIE IRONS

Robbie Irons played between the Komet pipes for 12 seasons encompassing parts of three decades. Robbie collected an IHL Turner Cup Championship with the Komets in 1973.

He was originally the property of the New York Rangers. In the 1968-69 season Robbie was an emergency back-up on the bench for the St. Louis Blues when he replaced Glenn Hall for three minutes without allowing a goal. His three-minute appearance set an NHL record for the fewest career minutes played by an NHL goalie.

Robbie continues to reside in Fort Wayne after retiring in 1981 and works alongside Komet announcer Bob Chase offering color commentary on Komet home radio broadcasts.

Robbie Irons was inducted into the Komet Hall of Fame in 1987.

33 NICK BOUCHER

Nick Boucher guarded the Komet net for five consecutive seasons from 2007 to 2012 and in that span of five years the goaltender collected four Komet league championships (2008, 2009, 2010, 2012).

Nick led IHL goaltenders in goals-against average for three straight seasons and was awarded IHL Goaltender of the Year for 2008-09. En route to the 2012 CHL Presidents' Cup the Leduc, Alberta native tied Pokey Reddick's Komet record of 12 playoff wins by a goaltender.

Nick's number 33 was retired to the rafters of the Memorial Coliseum along with Komet Legend Chuck Adamson's number 1 Oct. 26, 2013 prior to the Komets' secone home game of the 2013-14 season. His number retirement automatically places Nick into the Komet Hall of Fame.

RETIRED NUMBERS

40 **BOB CHASE**

Legendary Fort Wayne Komets broadcaster Bob Chase hailed from Negaunee, Michigan, where he was born January 22, 1926. He grew up in Marquette, Michigan and after high school joined the U.S. Navy where he served from 1943-1947. Upon his discharge from the Navy, Bob entered Northern Michigan University at Marquette and graduated in 1952. While in college, Bob started his radio career in Marquette in 1949.

Bob moved to Fort Wayne to begin his radio career with WOWO AM 1190 in 1953 which included broadcasting Komet hockey games starting with the 1953-54 season. Bob never looked back and proudly served 63 consecutive seasons calling Komet hockey radio-rinkside, collecting numerous awards, including the prestigious Lester Patrick Award.

In 1988, as general manager of the Komets, Bob introduced the Komet Hall of Fame. He was inducted into the Hall himself as the only member of the Class of 2003. Bob was honored for his 40th season in 1993 as part of a ceremony retiring the number 40 in his honor. Bob continued to broadcast Komet games for another 23 years through his final season in 2015-16.

During Bob's career he witnessed and called 12 regular season titles and nine league championships over the course of more than 4,500 Komet games. He celebrated his 500th playoff game in 2015. After a brief illness, Bob passed away Nov. 24, 2016.

58 **KEN ULLYOT**

Ken Ulliyot came to Fort Wayne to coach the Komets in 1958. He also served the team as general manager and owner at different times until he retired in 1986. Ken led the Komets to the 1963 Turner Cup as a coach, the 1965 championship as general manager and the 1973 title as an owner.

From 1958 to 1973 the Komets won three Turner Cups and made seven trips to the finals under his direction. In 1997 The Hockey News named Ken Ulliyot the IHL's All-Time Greatest General Manager and the IHL honored it's Western Conference champion by presenting them with the Ken Ulliyot trophy.

During his tenure as an IHL governor, Ulliyot and Komet business manager Colin Lister were credited with keeping the league alive through some very lean years. The Komets retired jersey number 58 in honor of the year of Ken's first season with the Komets. Ken remained a resident of Fort Wayne after retirement. He passed away Dec. 12, 2013.

Ken Ulliyot was inducted into the Komet Hall of Fame in 1987.

RETIRED NUMBERS

59 COLIN LISTER

Colin Lister arrived in Fort Wayne prior to the 1958-59 season after accepting the position of Secretary-Treasurer and Business Manager of the Komets. Newly hired general manager Ken Ullyot decided Colin was the perfect man for the job after Colin had previously served as Ken's business manager in Prince Albert, Saskatchewan.

Colin mastered the art of managing the Komets' business affairs and became a very familiar face to Komet fans in the Coliseum ticket office where he was also the box office manager. Colin later became a stockholder in the Komet hockey club and in the early 80's, after capturing three IHL Turner Cup Championships, Colin became majority owner. Colin sold the team in the summer of 1985.

Through his 26-year Komet career, Colin was directly involved in every aspect of Komet hockey management and it's representation in the community. The Komets retired the jersey number 59 in honor of Colin's inaugural season in Fort Wayne. Colin Lister was inducted into the Komet Hall of Fame in 1987. The Fort Wayne hockey community mourned the loss of Mr. Lister when he passed Dec. 31, 2010.

77 STEVE FLETCHER

Steve Fletcher started his career with the Komets in 1982 after completing three years of juniors at Hull. Selected by Calgary in the 1980 NHL Entry Draft, Steve skated nine seasons in the American Hockey League after his initial start with the Komets during 1982-83. His career in the NHL included stints with Montreal and Winnipeg before returning to Fort Wayne in 1990 for six additional seasons. Steve officially ended his playing career appearing in one game with the Komets during the 2002-03 season.

Steve is a recipient of the Komet's Most Popular Player Award and is the Komets' all-time king enforcer with a total 1,752 penalty minutes. Steve continues to reside in Fort Wayne and is employed by Aunt Millie's Bakery. Steve Fletcher was inducted into the Komet Hall of Fame in 2007.

RETIRED NUMBERS

91 COLIN CHAULK

Colin Chaulk was a member of the Komets for 12 seasons. He made his Fort Wayne debut in 2002-03 leading the Komets to a UHL regular season title and Colonial Cup championship. Colin was a Komet leader in total assists and points in each of his first four seasons before spending a year in Europe.

In 2007-08 the Toronto, Ontario native returned to Fort Wayne for three IHL Turner Cup championships. While the Komets moved to the CHL in 2010-11, Colin decided to start the season in Europe. He later decided to re-join the Komets for the second half of the year.

In 2011-12, Colin earned another league championship with Fort Wayne when the Komets claimed the CHL Presidents' Cup Trophy. The center retired from playing professional hockey after 28 games in 2012-13 and finished the year behind the Fort Wayne bench as an assistant coach.

Colin won five league championships with Fort Wayne, earned the IHL's Outstanding Defensive Forward of the Year award in 2009-10, was a three-time UHL Best Defensive Forward winner and a four-time UHL All-Star, representing the Komets for three consecutive seasons from 2004 thru 2006. In addition, Colin was named Komets' team MVP on five occasions. He ranks third on the Komets all-time with 684 regular season points, second with 102 playoff points and first with 99 playoff games.

Colin completed his 10-year Fort Wayne career with combined totals of 217 goals, 569 assists, 786 points and 1,125 penalty minutes in 687 games. He was inducted into the Komets Hall of Fame during a ceremony retiring his number 91 on Feb. 18, 2017.

504 AL SIMS

Al Sims made his Fort Wayne Komets debut as a player-assistant coach in 1988-89. He became head coach in 1989-90 and served through the 1992-93 season. He finished 1992-93 with his second IHL division title and his first Turner Cup championship. Al spent the next 13 seasons serving various stints as head coach and assistant coach in the NHL, IHL, CHL and ECHL.

The Toronto, Ontario native returned to Fort Wayne in 2007-08 and for five more seasons guided the Komets to two IHL regular season championships and three more IHL Turner Cup Trophies. Finally, in 2011-12, Al padded his career of accomplishments with another division title and the 2012 CHL Presidents' Cup championship.

During his 10-year Fort Wayne career, Al set Komet coaching records of 504 total wins and 866 games. In addition, he claimed three division titles, two regular season titles and five league championships.

Al was inducted into the Hall of Fame on March 25, 2017 and had the number 504 retired in honor of his record number of wins as a Fort Wayne head coach.

KOMETES JERSEY AUCTIONS

The Komets have held End-of-Season Jersey Auctions each year since the beginning of the Franke Family ownership in 1990. Here are the grand totals of previous Komet End-Of-Season jersey auctions with a portion of the proceeds going to various charities.

*Specialty jerseys:

The Komets have had special jersey nights for the past several years, starting when they wore specially trimmed “Y2K” jerseys in two home games Dec. 31, 1999 and Jan. 2, 2000, sold in silent auction for the Make-A-Wish Foundation of Indiana. The Komets have also worn patriotic jerseys each year for the past several years and have donned special pink jerseys each of the past five seasons for special “Pink the Rink” nights. The pink jerseys have been sold in silent auctions during the games with proceeds donated to the Vera Bradley Foundation in support of breast cancer awareness.

<u>Season</u>	<u>Total</u>	<u>High Bid</u>	<u>No.</u>	<u>Player</u>
1990-91	\$ 10,335	\$1,200	44	Kevin Kaminski
1991-92	\$ 12,905	\$3,200	17	Jean-Marc Richard
1992-93	\$ 33,010	\$3,450	4	Grant Richison
1993-94	\$ 12,330	\$ 900	15	Dan Lambert
1994-95	\$ 16,200	NA	NA	NA
1995-96	\$ 10,675	\$1,000	44	Shawn Cronin
1996-97	\$ 11,225	\$ 825	2	Guy Dupuis
1997-98	\$ 10,550	\$ 950	33	Steffon Walby
1998-99	\$ 12,225	\$ 950	20	Pokey Reddick
1999-00	\$ 10,000	\$1,200	35	Doug Teskey
1999-00*	\$ 11,012	\$1,050	27	Kelly Hurd (Y2K jersey, worn two games 12/31/99 and 1/2/00)
2000-01	\$ 13,435	\$3,150	35	Doug Teskey
2001-02	\$ 12,215	\$1,005	49	Brent Gretzky
2002-03	\$ 26,700	\$2,000	13	Sean Venedam
2003-04	\$ 15,265	\$1,400	31	Kevin St. Pierre
2004-05	\$ 24,825	\$2,600	82	Tom Nemeth
2005-06	\$ 15,425	\$2,700	25	Andrew Luciuk
2006-07	\$ 21,800	\$2,650	55	Pascal Morency
2007-08	\$ 32,250	\$5,500	88	Justin Hodgman
2008-09	\$ 32,200	\$2,100	71	P.C. Drouin
2009-10	\$ 25,675	\$1,500	2	Guy Dupuis
2010-11*	\$ 12,149	\$ 850	94	Mathieu Curadeau (patriotic jersey, Indiana National Guard Night 2/26/11)
2010-11	\$ 18,325	\$2,750	2	Guy Dupuis
2011-12*	\$ 16,123	\$1,800	79	Kaleigh Schrock
2011-12	\$ 24,100	\$2,300	22	Mike Vaskivuo
2012-13	\$ 15,582	\$1,200	79	Kaleigh Schrock
2012-13	\$ 16,125	\$1,500	13 and 64	Brandon Marino and J.M. Rizk
2013-14	\$ 17,925	\$2,500	79	Kaleigh Schrock
2014-15	\$ 18,275	\$2,000	34	Roman Will
2015-16	\$ 22,900	\$2,100	19	Shawn Szydlowski
2016-17	\$ 22,600	\$1,600	13	Mike Cazzola
	\$554,361			



Justin Hodgman

• Most money raised at a Komet jersey auction: \$33,010, 1992-93, EOS Auction.

• Highest bid on a Komet jersey: \$5,500, #88, Justin Hodgman, 2007-08, EOS Auction.

FORT WAYNE KOMETS 2017-18 SCHEDULE

HOME

OCTOBER			
7	SATURDAY	VS INDY (Exhibition)	7:30PM ET
9	MONDAY	VS KALAMAZOO (Exhibition)	7:30pm ET
14	SATURDAY	VS TOLEDO	7:30PM ET
20	FRIDAY	VS KANSAS CITY	8:00PM ET
21	SATURDAY	VS KANSAS CITY	7:30PM ET
27	FRIDAY	VS CINCINNATI	8:00PM ET
NOVEMBER			
3	FRIDAY	VS ADIRONDACK	8:00PM ET
4	SATURDAY	VS QUAD CITY	7:30PM ET
17	FRIDAY	VS KANSAS CITY	8:00PM ET
19	SUNDAY	VS TULSA	5:00PM ET
23	THURSDAY	VS TOLEDO	7:30PM ET
25	SATURDAY	VS CINCINNATI	7:30PM ET
DECEMBER			
1	FRIDAY	VS TOLEDO	8:00PM ET
9	SATURDAY	VS QUAD CITY	7:30PM ET
10	SUNDAY	VS ORLANDO	5:00PM ET
15	FRIDAY	VS INDY	8:00PM ET
23	SATURDAY	VS QUAD CITY	7:30PM ET
29	FRIDAY	VS WHEELING	8:00PM ET
31	SUNDAY	VS TOLEDO	7:30PM ET
JANUARY			
3	WEDNESDAY	VS KALAMAZOO	7:30PM ET
6	SATURDAY	VS INDY	7:30PM ET
20	SATURDAY	VS ALLEN	7:30PM ET
21	SUNDAY	VS ALLEN	5:00PM ET
FEBRUARY			
2	FRIDAY	VS RAPID CITY	8:00PM ET
7	WEDNESDAY	VS WICHITA	7:30PM ET
9	FRIDAY	VS WICHITA	8:00PM ET
11	SUNDAY	VS QUAD CITY	5:00PM ET
14	WEDNESDAY	VS INDY	7:30PM ET
17	SATURDAY	VS QUAD CITY	7:30PM ET
23	FRIDAY	VS GREENVILLE	8:00PM ET
24	SATURDAY	VS GREENVILLE	7:30PM ET
MARCH			
10	SATURDAY	VS CINCINNATI	7:30PM ET
11	SUNDAY	VS KALAMAZOO	5:00PM ET
21	WEDNESDAY	VS KALAMAZOO	7:30PM ET
24	SATURDAY	VS WICHITA	7:30PM ET
28	WEDNESDAY	VS KANSAS CITY	7:30PM ET
APRIL			
7	SATURDAY	VS WHEELING	7:30PM ET
8	SUNDAY	VS CINCINNATI	5:00PM ET

Away

October				(Local time)	(FW time-ET)
6	Friday	@ Indy (Exhibition)	6:30pm ET		
November					
5	Sunday	@ Kalamazoo	3:00pm ET		
8	Wednesday	@ Colorado	7:05pm MT	9:05pm	
10	Friday	@ Utah	7:05pm MT	9:05pm	
11	Saturday	@ Utah	7:05pm MT	9:05pm	
16	Thursday	@ Toledo	10:35am ET		
24	Friday	@ Indy	7:35pm ET		
December					
3	Sunday	@ Wheeling	3:05pm ET		
6	Wednesday	@ Toledo	10:35am ET		
13	Wednesday	@ Cincinnati	7:35pm ET		
16	Saturday	@ Indy	7:35pm ET		
20	Wednesday	@ Quad City	6:35pm CT	7:35pm	
27	Wednesday	@ Cincinnati	7:35pm ET		
30	Saturday	@ Quad City	7:05pm CT	8:05pm	
January					
5	Friday	@ Indy	7:35pm ET		
7	Sunday	@ Wheeling	3:05pm ET		
12	Friday	@ Toledo	7:15pm ET		
13	Saturday	@ Brampton	7:15pm ET		
19	Friday	@ Cincinnati	7:35pm ET		
23	Tuesday	@ Indy	7:05pm ET		
26	Friday	@ Kalamazoo	7:00pm ET		
27	Saturday	@ Cincinnati	7:35pm ET		
February					
3	Saturday	@ Wheeling	8:05pm ET		
10	Saturday	@ Quad City	7:05pm CT	8:05pm	
16	Friday	@ Wheeling	7:05pm ET		
27	Tuesday	@ Wichita	7:05pm CT	8:05pm	
March					
2	Friday	@ Kansas City	7:05pm CT	8:05pm	
3	Saturday	@ Kansas City	7:05pm CT	8:05pm	
4	Sunday	@ Quad City	4:05pm CT	5:05pm	
9	Friday	@ Kalamazoo	7:00pm ET		
14	Wednesday	@ Reading	7:00pm ET		
16	Friday	@ Adirondack	7:00pm ET		
17	Saturday	@ Worcester	7:05pm ET		
23	Friday	@ Indy	7:35pm ET		
30	Friday	@ Cincinnati	7:35pm ET		
31	Saturday	@ Indy	7:35pm ET		
April					
6	Friday	@ Toledo	7:15pm ET		

2017-18 FORT WAYNE KOMETS vs ECHL



WESTERN CONFERENCE

Central Division	@ Ft Wayne	Away	Total
<i>Fort Wayne Komets</i>	-	-	-
Cincinnati Cyclones	4	5	9
Indy Fuel	3	6	9
Kalamazoo Wings	3	3	6
Kansas City Mavericks	4	2	6
Quad City Mallards	5	4	9
Toledo Walleye	4	4	8
Mountain Division			
Allen Americans	2	0	2
Colorado Eagles	0	1	1
Idaho Steelheads	0	0	0
Rapid City Rush	1	0	1
Tulsa Oilers	1	0	1
Utah Grizzlies	0	2	2
Wichita Thunder	3	1	4
Totals	30	28	58

EASTERN CONFERENCE

North Division	@ Ft Wayne	Away	Total
Adirondack Thunder	1	1	2
Brampton Beast	0	1	1
Manchester Monarchs	0	0	0
Reading Royals	0	1	1
Wheeling Nailers	2	4	6
Worcester Railers	0	1	1
South Division			
Atlanta Gladiators	0	0	0
Florida Everblades	0	0	0
Greenville Swamp Rabbits	2	0	2
Jacksonville Icemen	0	0	0
Norfolk Admirals	0	0	0
Orlando Solar Bears	1	0	1
South Carolina Stingrays	0	0	0
Totals	6	8	14

	Home	Away	T
Fri	10	13	23
Sat	13	10	23
Sun	7	4	11
Mon	0	0	0
Tues	0	2	2
Wed	5	6	11
Thu	1	1	2
Totals	36	36	72
Oct	4	0	4
Nov	6	6	12
Dec	7	7	14
Jan	4	8	12
Feb	8	4	12
Mar	5	10	15
Apr	2	1	03
Totals	36	36	72

All times are subject to change. Daylight saving time ends first Sunday in November, and returns second Sunday in March.